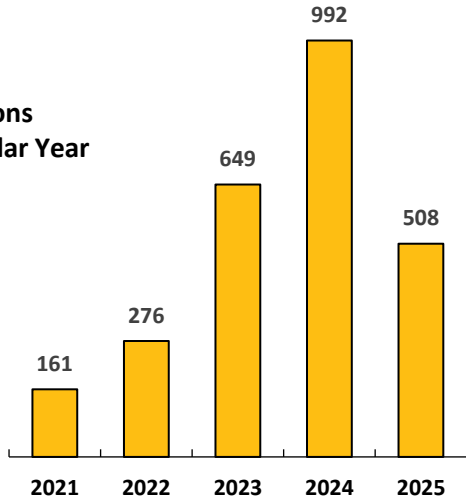
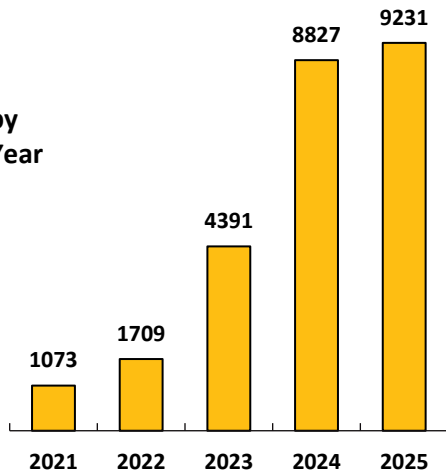


**Research Publications by Calendar Year**



**Citations by Calendar Year**



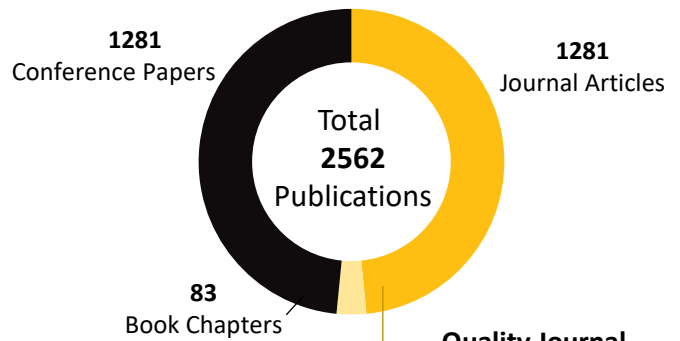
Total Citations

**26974**

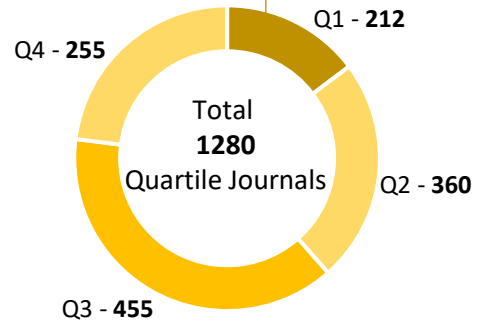
**Journal Articles & Conference Papers by Calendar Year**

YEAR	JOURNAL ARTICLES	CONFERENCE PAPERS
2021	45	100
2022	143	118
2023	237	397
2024	289	623
2025	158	222
<b>TOTAL</b>	<b>872</b>	<b>1460</b>

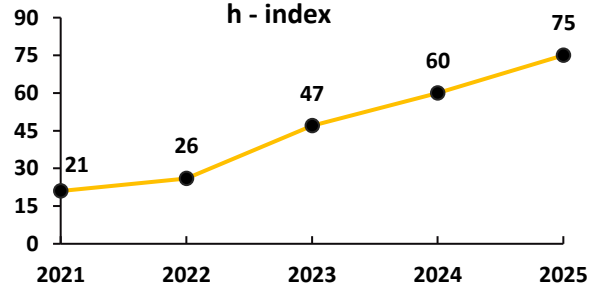
**Total Research Publications**



**Quality Journal Publications**



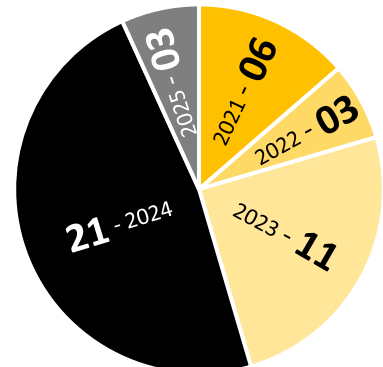
**h - index**



i10 - index

**562**

**Patent Grants by Calendar Year**



**Intellectual Property Assets**

**865**

Patent Applications

**46**

Patents Granted

**86**

Designs Granted

**39**

Copyrights Registered

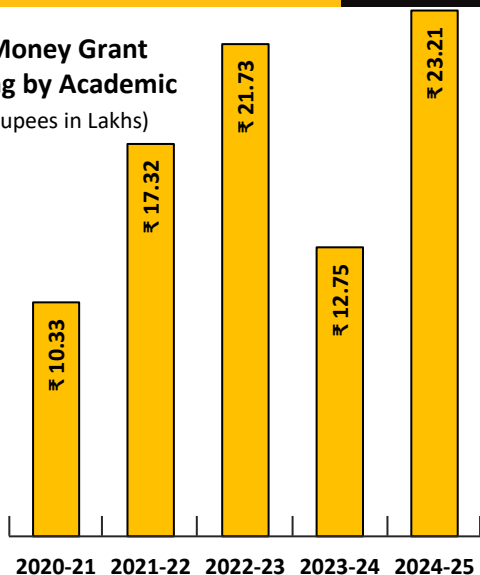
**01**

Trademark Registered

**17**

IPRs Commercialized

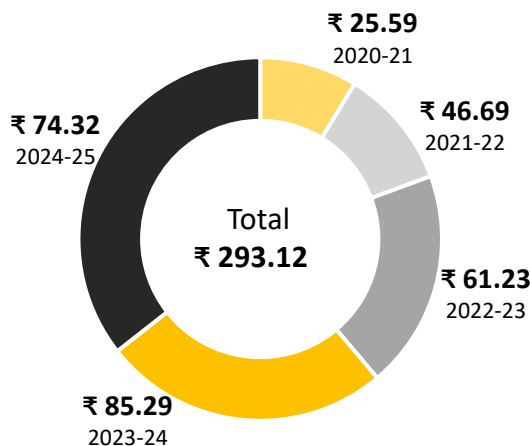
## SEED Money Grant Funding by Academic Year (Rupees in Lakhs)



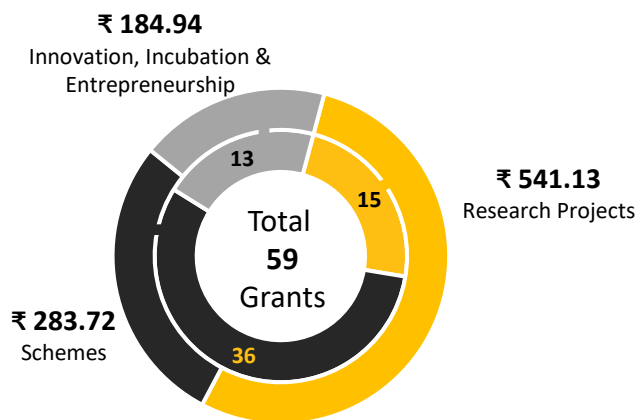
## Amount Received through Industrial Consultancy by Academic Year

ACADEMIC YEAR	NUMBER OF PROJECTS	AMOUNT (in Lakhs)
2020-21	07	₹ 10.66
2021-22	10	₹ 11.76
2022-23	04	₹ 8.5
2023-24	03	₹ 10.3
2024-25	06	₹ 26.28
<b>TOTAL</b>	<b>30</b>	<b>₹ 67.5</b>

## Research Expenditure by Academic Year (Rupees in Lakhs)



## External Funded Grants (Rupees in Lakhs)



**Total Amount through Grants** ₹ **1009.79** Lakhs

RESEARCH AND EDUCATION CENTERS	COST OF EQUIPMENT (RUPEES IN LAKHS)
Center for Artificial Intelligence and Deep Learning Solutions	27,98,370
Center for Big Data Computing	9,10,000
Center for Cloud Computing Development	8,00,000
Center for Developing AR/VR Solutions	22,98,370
Center for Digital Forensics and Cyber Operations	4,20,000
Center for IoT, Sensor and Instrumentation Engineering	44,60,000
Center for Aerospace Research and Development	1,34,08,000
Center for Materials Testing and Characterization	14,16,000
Center for Advanced New Materials and Energy Research	5,90,377
Center for Research on Alternative Energy Sources	49,25,000
Center for Analysis and Design of Structures	6,00,000
<b>TOTAL</b>	<b>3,26,26,117</b>