



# INSTITUTE OF AERONAUTICAL ENGINEERING

(Autonomous)

Dundigal, Hyderabad – 500043.

## Feedback Analysis on Internet Facilities

Academic Year 2018-19

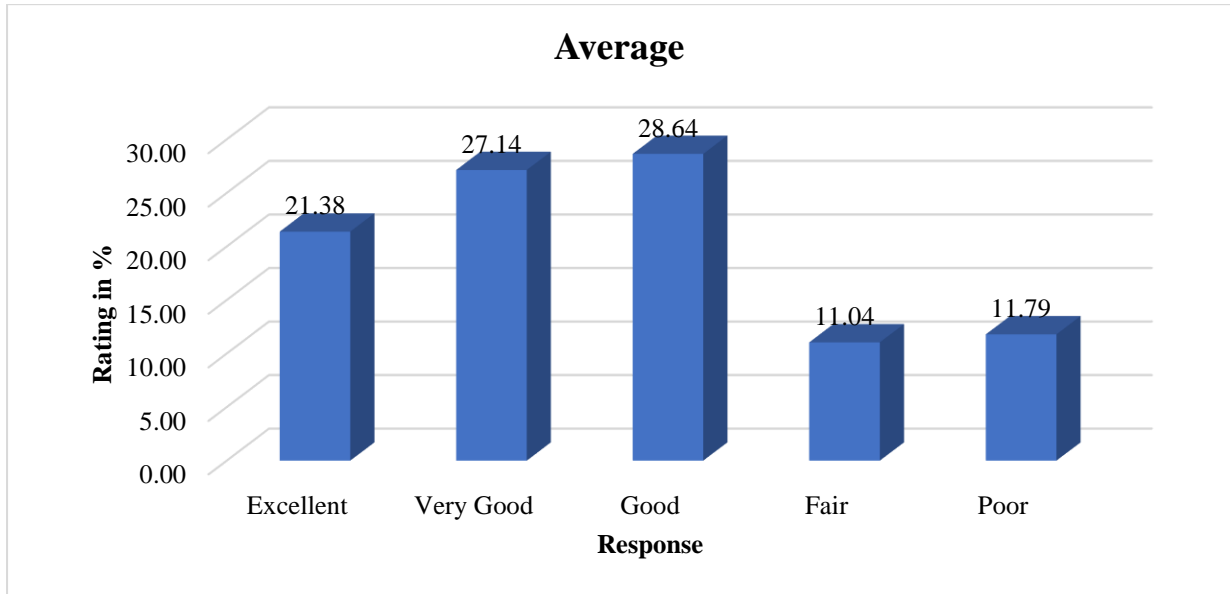


Figure 1

Figure 1 represents that the overall satisfaction survey of internet facilities for the academic year 2018-19. The student's response of feedback analysis shows that 77.16 % of the students were satisfied with all the internet facilities and remaining 22.83 % of the students were not satisfied or dissatisfied and they wanted to improve or develop all the internet facilities like access to internet center when you require, enough number of nodes availability, staff co-operation and helpfulness, fastness of internet connection when you connect from computers other than the labs, adequacy of internet facilities, Wi-Fi network facilities, the strength of the Wi-Fi signal, the speed of the Wi-Fi connection and the places using Wi-Fi facility in classroom, laboratories, library, academic building and administrative buildings, to retrieve information while using computers, work in a collaborative manner while using computers and learn in an autonomous way while using computers and internet at the institute.

### How is the access to Internet centre when you require

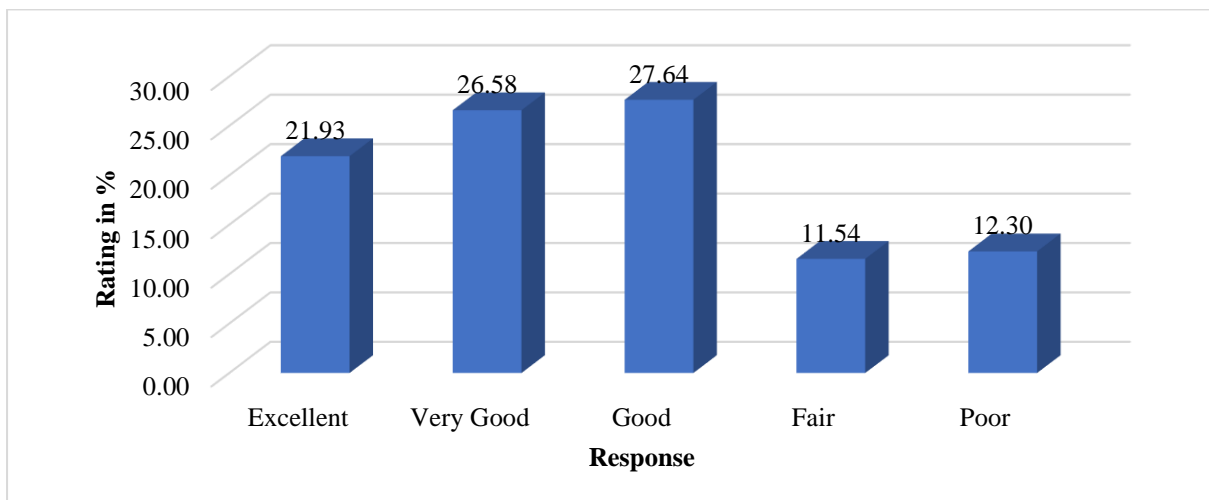


Figure 2

Figure 2 represents the response of students on ‘how is the access to internet center when you require’ at the institute. From data of bar chart, it clearly reveals that 76.15 % of the students were satisfied with access to internet center and remaining 23.85 % of the students were not satisfied or dissatisfied and they demanding to improve the internet access facility at the institute.

**Are there enough number of nodes available in the Internet Centre**

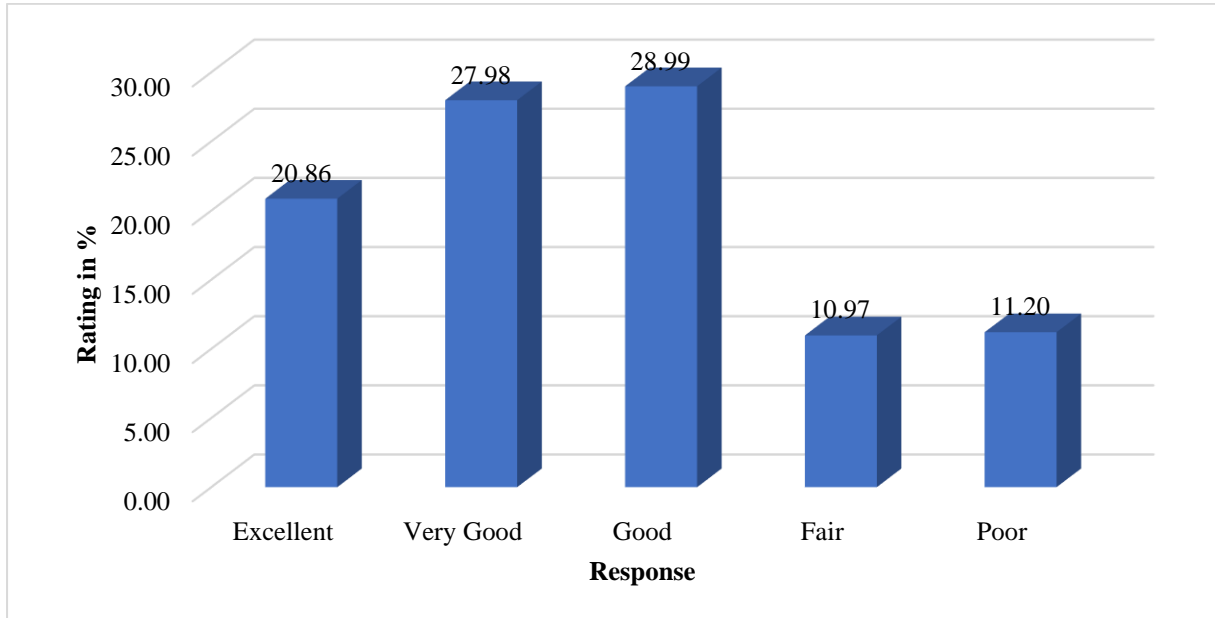


Figure 3

Figure 3 shows interpretation data shows the response of students on ‘are there enough number of nodes available in the internet center’ at the institute. From data of bar chart, it clearly reveals that 77.83 % of the students were satisfied with access to internet center and remaining 22.17 % of the students were not satisfied or dissatisfied and they asked to arrange the enough number of nodes in the internet center at the institute.

**Are the Internet Centre staff co-operative and helpful**

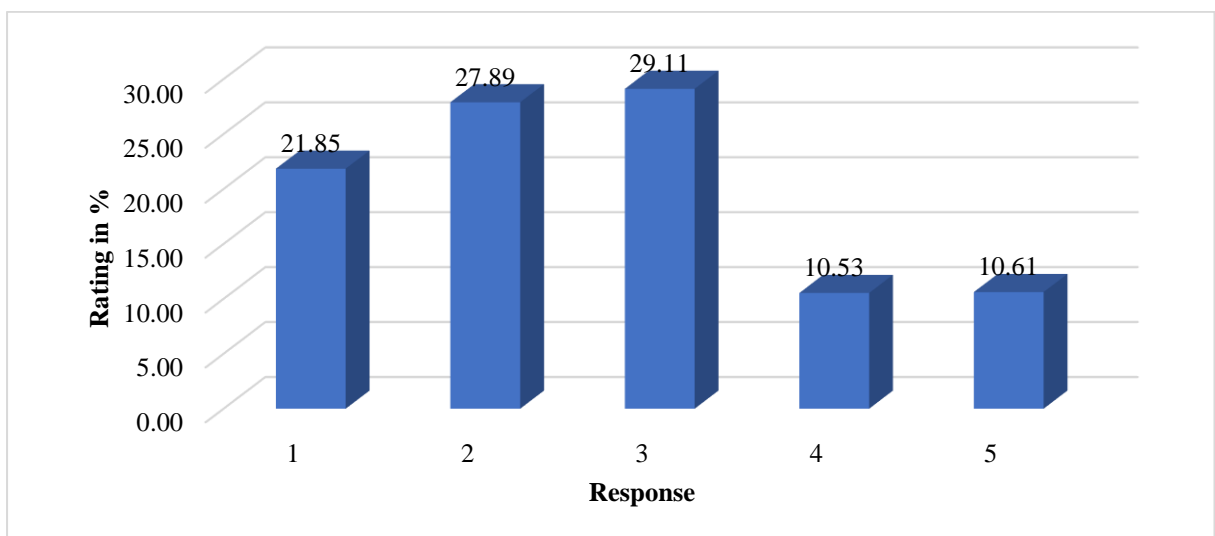


Figure 4

Figure 4 describes the response of students on ‘are the internet center staff co-operative and helpful’ at the institute. From data of bar chart, it clearly reveals that 78.85 % of the students were very satisfied with the staff co-operation and helpfulness and remaining 21.15 % of the students were not satisfied or dissatisfied and they call on to staff should be with co-operative and helpful manner with the students at the internet center.

**How fast is the internet connection when you connect from computers other than the labs**

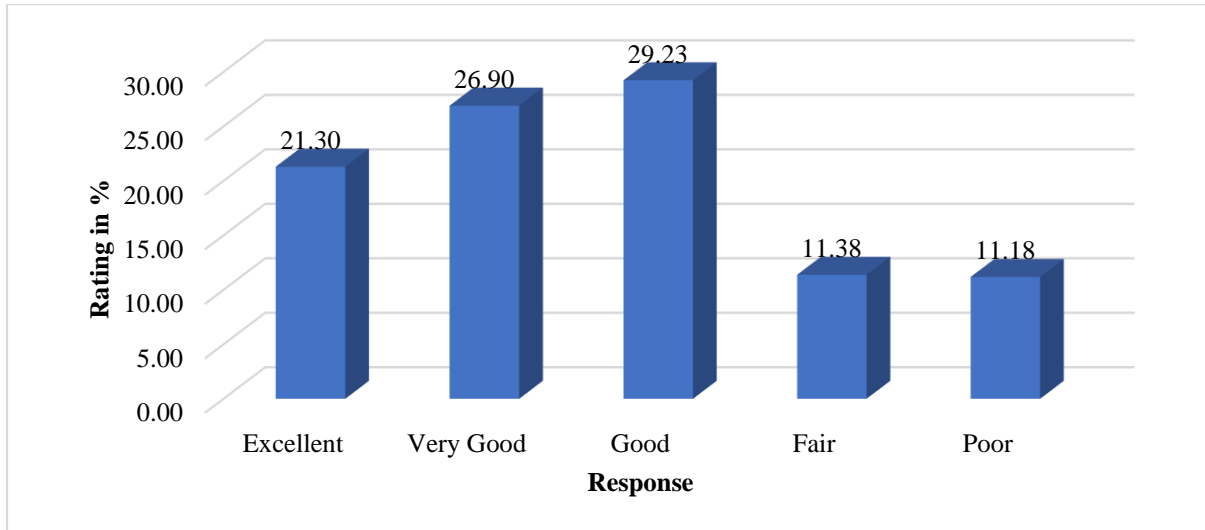


Figure 5

Figure 5 describes the response of students on ‘How fast is the internet connection when you connect from computers other than the labs’ at the institute. From data of bar chart, it clearly reveals that 77.43 % of the students were very satisfied with speed of internet connection at outside the labs and remaining 22.57 % of the students were not satisfied or dissatisfied and they urge to improve the speed of internet when computers were connected to other than or out of the labs at the institute.

**The adequacy of internet facilities**

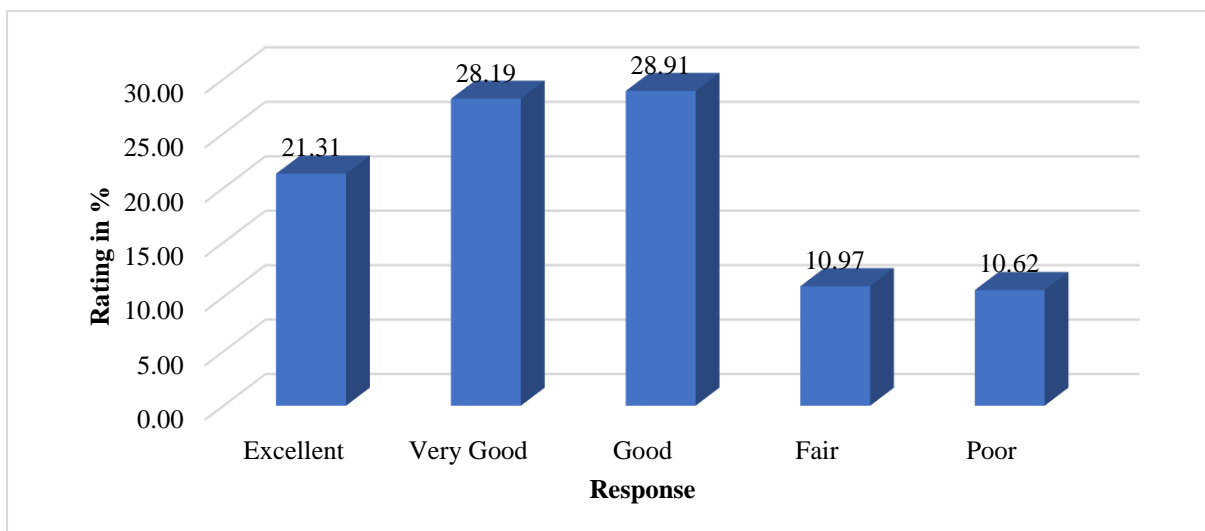


Figure 6

Figure 6 depicts the response of students on ‘the adequacy of internet facilities’ at the institute. From data of bar chart, it clearly reveals that 78.40 % of the students were very satisfied and remaining 21.60 % of the students were not satisfied or dissatisfied and they entreat to improve the adequacy of internet facilities.

### Wi-Fi network facilities in the Institute

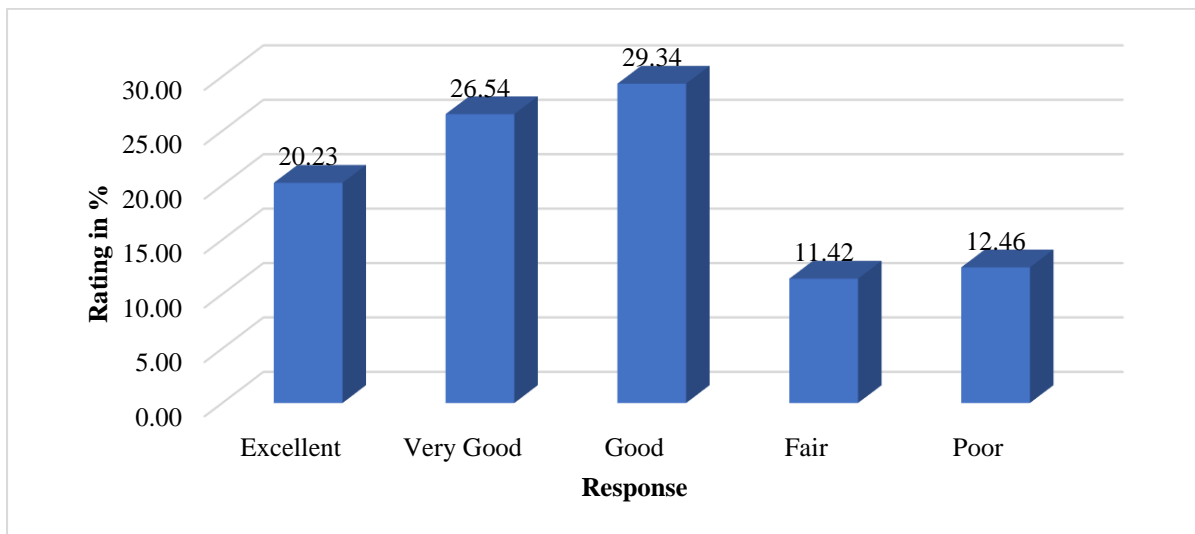


Figure 7

Figure 7 shows the response of students on 'Wi-Fi network facilities' in the institute. From data of bar chart, it clearly reveals that 76.11 % of the students were very satisfied with the Wi-Fi network facilities and remaining 23.89 % of the students were not satisfied or dissatisfied and they put a question to improve the Wi-Fi network facilities at the institute.

### The strength of the Wi-Fi signal in the Institute

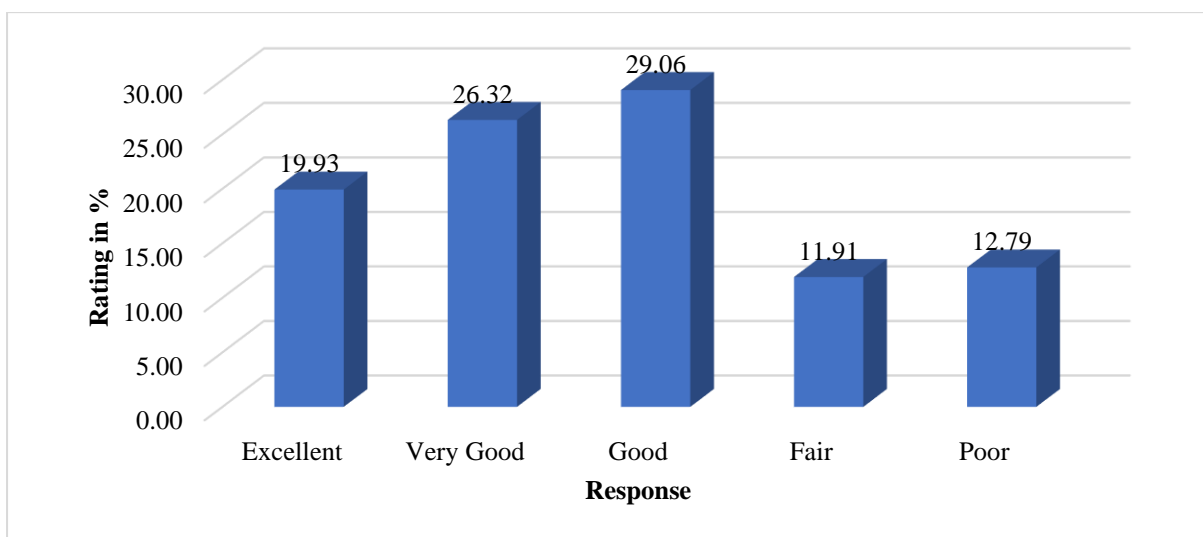


Figure 8

Figure 8 displays the response of students on 'the strength of the Wi-Fi signal' in the institute. From data of bar chart, it clearly reveals that 75.30 % of the students were very satisfied with the strength of the Wi-Fi signal and remaining 24.70 % of the students were not satisfied or dissatisfied and they call on to improve the strength of the Wi-Fi signal at the institute.

### The speed of the Wi-Fi connection in the Institute

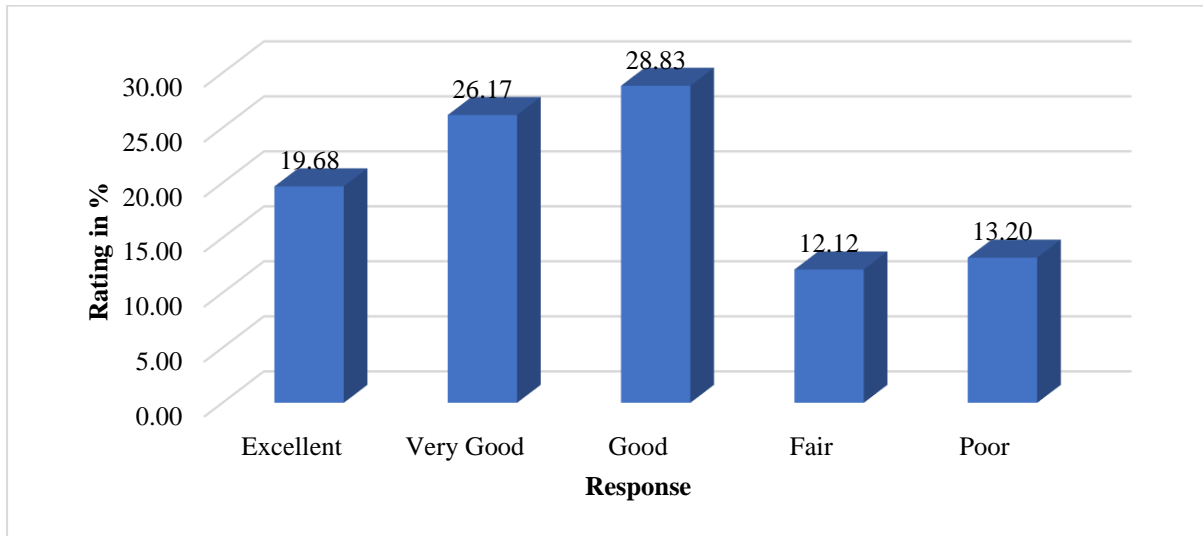


Figure 9

Figure 9 shows the response of students on ‘the speed of the Wi-Fi connection’ at the institute. From data of bar chart, it clearly reveals that 74.69 % of the students were very satisfied with the speed of the Wi-Fi connection and remaining 25.31 % of the students were not satisfied or dissatisfied and they requested to improve or increase the speed of the Wi-Fi internet connection at the institute.

### Places of Using Wi-Fi in Classrooms

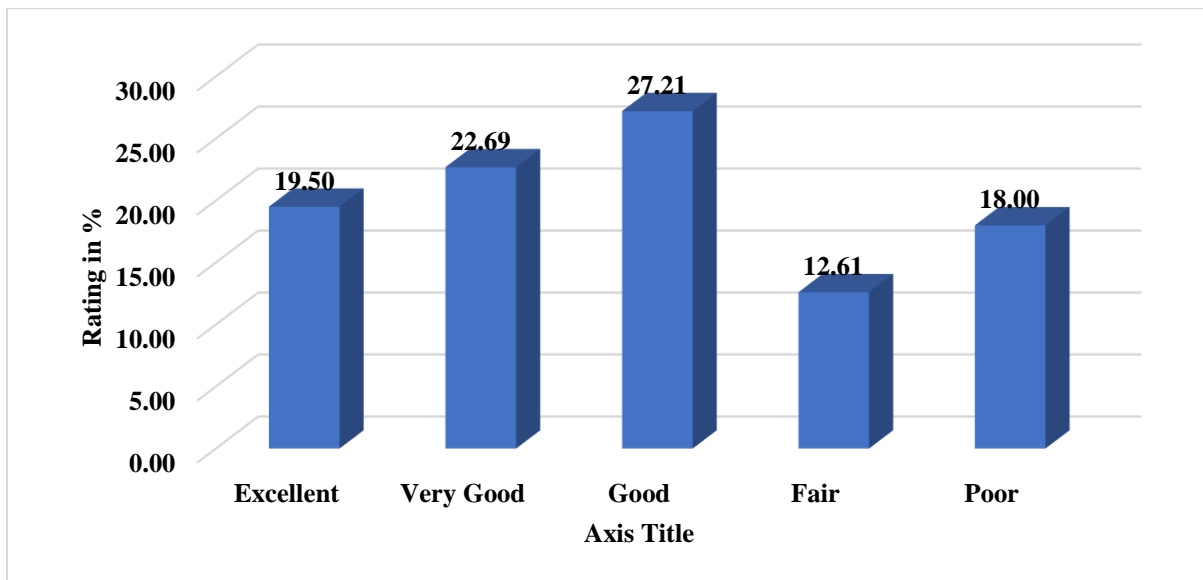


Figure 10

Figure 10 shows the response of students on ‘the places of using wi-Fi classrooms’ in the institute. From data of bar chart, it clearly reveals that 69.39 % of the students were very satisfied with the speed of the Wi-Fi connection facility in classroom and remaining 30.61 % of the students were not satisfied or dissatisfied and they intimated to improve the Wi-Fi internet facility connection in classroom.

### Places of Using Wi-Fi in Laboratories

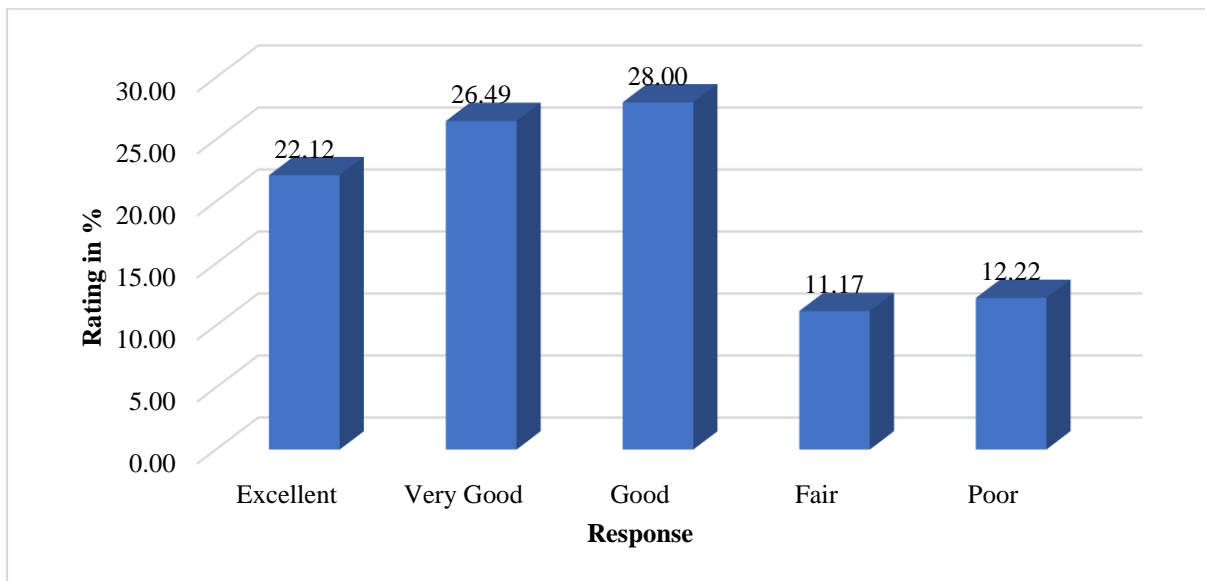


Figure 11

Figure 11 displays the response of students on ‘the places of using wi-Fi facility in the laboratories’ at the institute. From data of bar chart, it clearly reveals that 76.61 % of the students were very satisfied with the Wi-Fi connection facility in laboratory and remaining 23.39 % of the students were not satisfied or dissatisfied and they recommended to improve the Wi-Fi internet facility in laboratory.

### Places of Using Wi-Fi in Library

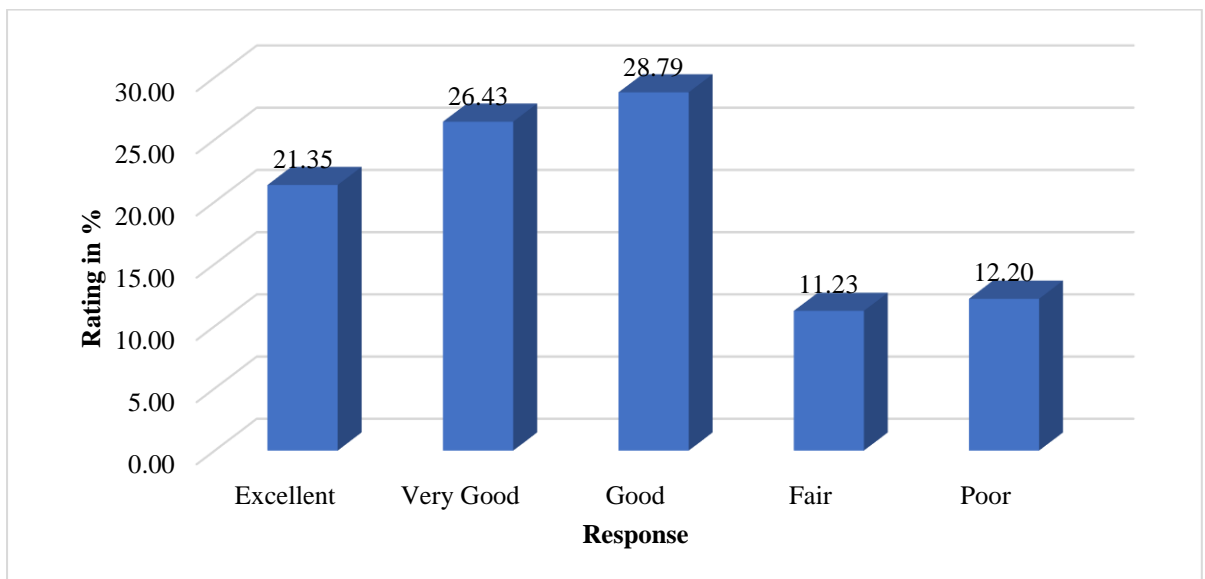


Figure 12

Figure 12 displays the response of students on ‘the places of using wi-Fi facility in the library’ at the institute. From data of bar chart, it clearly reveals that 76.57 % of the students were very satisfied with the Wi-Fi connection facility in library and remaining 23.43 % of the students were not satisfied or dissatisfied and they suggested to improve the Wi-Fi internet facility connection in library.

### Places of Using Wi-Fi in Academic Building

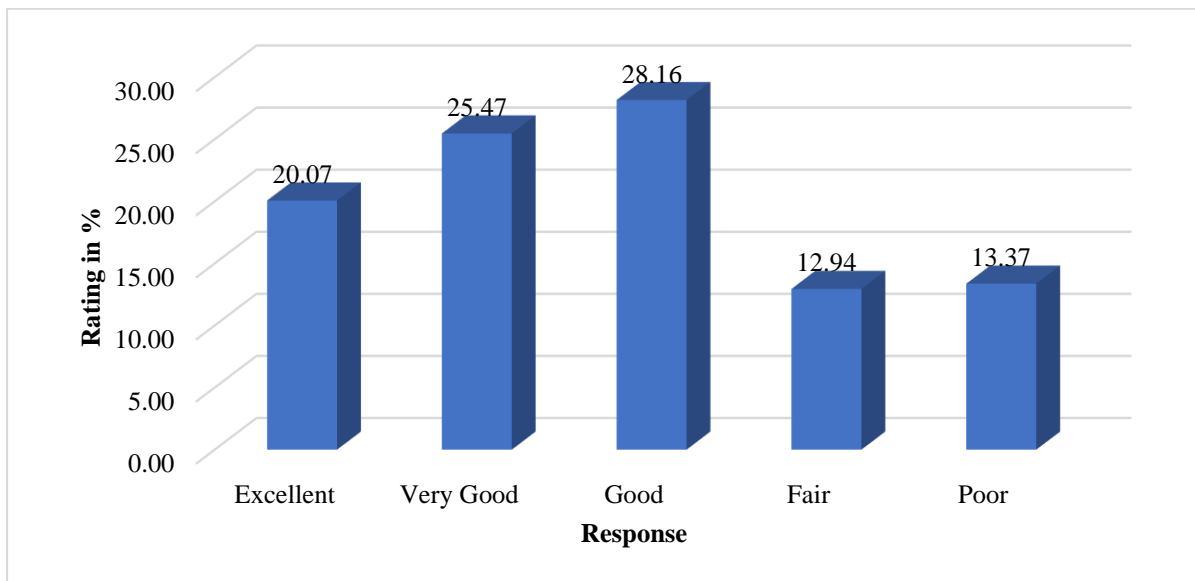


Figure 13

Figure 13 represents the response of students on ‘the places of using wi-Fi facility in the academic buildings’ at the institute. From data of bar chart, it clearly reveals that 73.69 % of the students were very satisfied with the Wi-Fi connection facility in academic buildings and remaining 26.31 % of the students were not satisfied or dissatisfied and they call on to improve the Wi-Fi internet facility connection in academic buildings.

### Places of Using Wi-Fi in Administrative Building

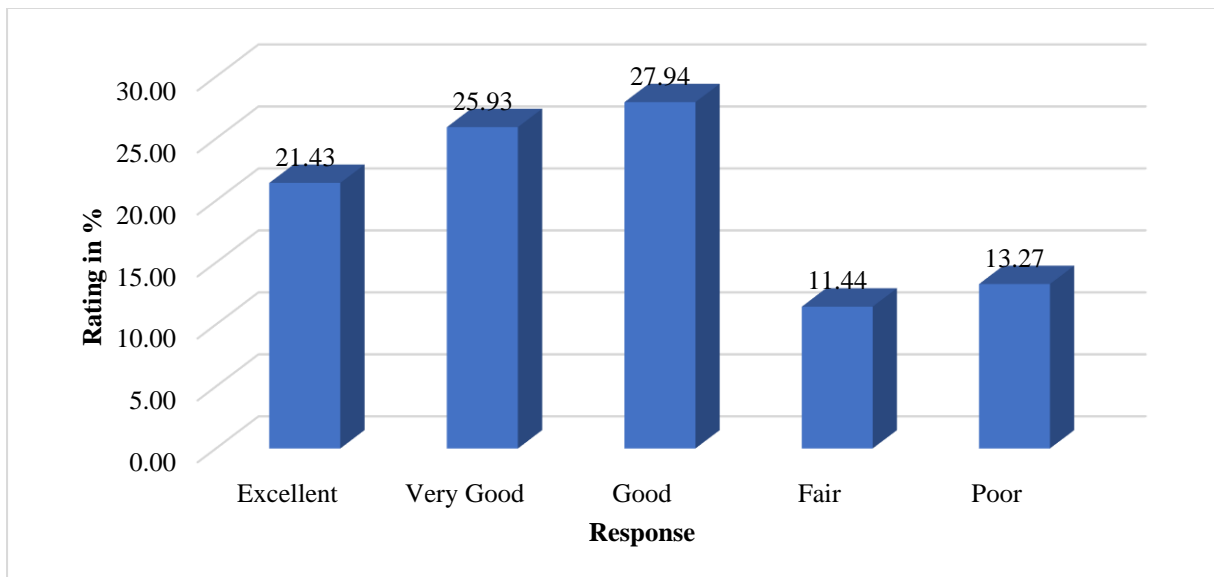


Figure 14

Figure 14 describes the response of students on ‘the places of using Wi-Fi facility in the administrative buildings at the institute. From data of bar chart, it clearly reveals that 75.29 % of the students were very satisfied with the Wi-Fi connection facility in administrative and remaining 24.71 % of the students were not satisfied or dissatisfied and they put a question to improve the Wi-Fi internet facility connection in administrative buildings.

### Computers and the internet used by the Students to retrieve information

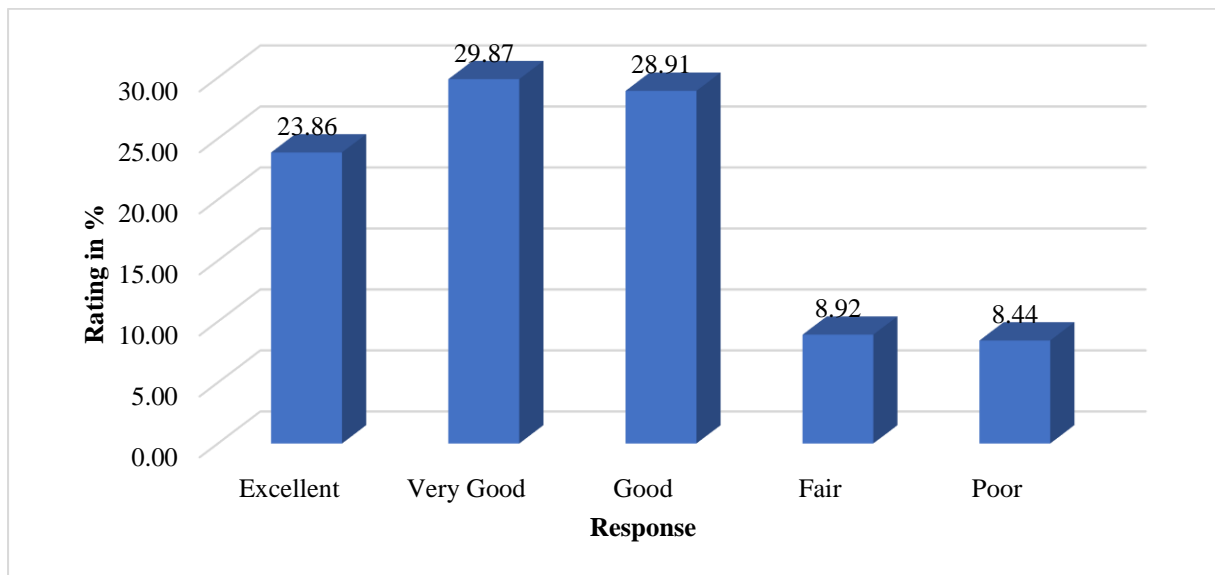


Figure 15

Figure 15 represents the response of students on 'computers and the internet used by the students to retrieve information' at the institute. From data of bar chart, it clearly reveals that 82.64 % of the students were very satisfied with the retrieve information by the computers and internet. and remaining 17.36 % of the students were not satisfied or dissatisfied and they recommended to improve the facility to retrieve or getting the information by computers and internet

### Computers and the internet used by the Students to work in a collaborative way

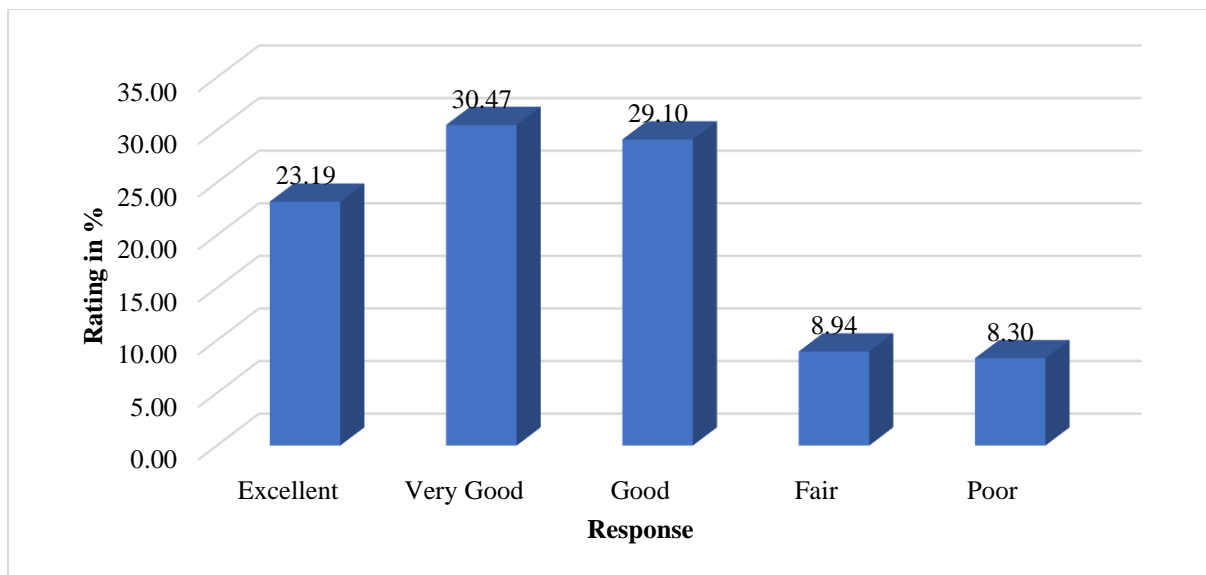


Figure 16

Figure 16 displays the response of students on 'computers and the internet used by the students to work in a collaborative way' at the institute. From data of bar chart, it clearly reveals that 82.76 % of the students were very satisfied with the collaborative work of students at internet and computers and remaining 17.24 % of the students were not satisfied or dissatisfied and they intimated to improve the collaborative work at computers and internet.



### Computers and the internet used by the students to learn in an autonomous way

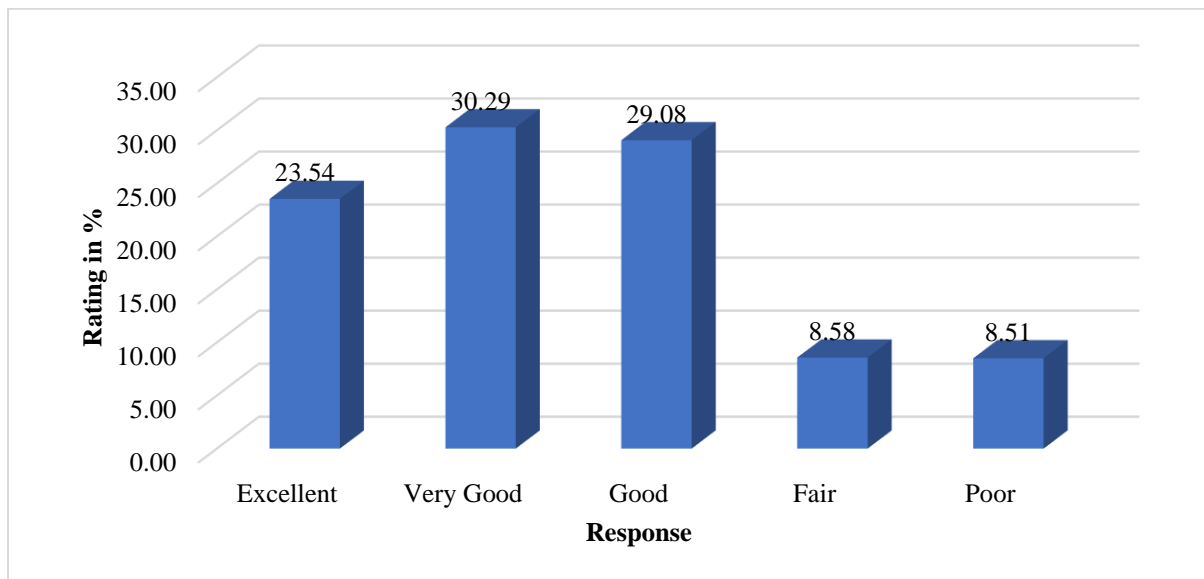


Figure 17

Figure 17 depicts the response of students on 'computers and the internet used by the students to learn in an autonomous way' at the institute. From data of bar chart, it clearly reveals that 82.90 % of the students were very satisfied computers and the internet used by the students to learn in an autonomous way and remaining 17.10 % of the students were not satisfied or dissatisfied and they advised to improve, to learn in an autonomous way working at computers and the internet.