



INSTITUTE OF AERONAUTICAL ENGINEERING

(Autonomous)

Dundigal, Hyderabad – 500043.

Feedback Analysis on Internet Facilities Academic Year 2021-22

Average

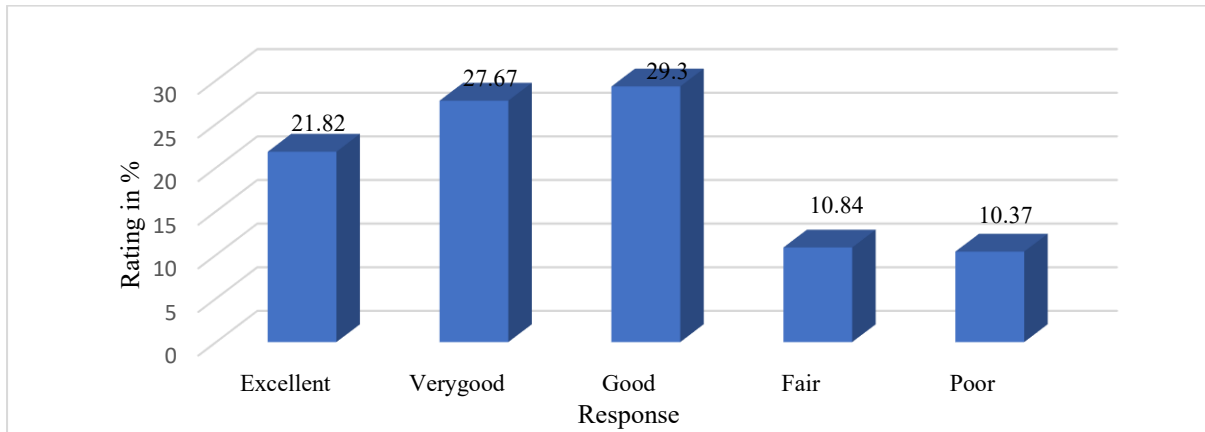


Figure 1

Figure 1 indicates the overall satisfaction survey of internet facilities for the academic year 2021-22 by the 5141 samples of students. Based on the student's response of analysis report, it concludes that 78.79 % of the students were very satisfied with the all the internet facilities and remaining 21.21 % of the students were not satisfied or dissatisfied and they asked to improve or develop all the internet facilities like access to internet center when you require, enough number of nodes availability, staff co-operation and helpfulness, fastness of internet connection when you connect from computers other than the labs, adequacy of internet facilities, Wi-Fi network facilities, the strength of the Wi-Fi signal, the speed of the Wi-Fi connection and the places using Wi-Fi facility in classroom, laboratories, library, academic building and administrative buildings, retrieve information while using computers, work in a collaborative manner while using computers and learn in an autonomous way while using computers and internet at the institute.

How is the access to internet center when you require

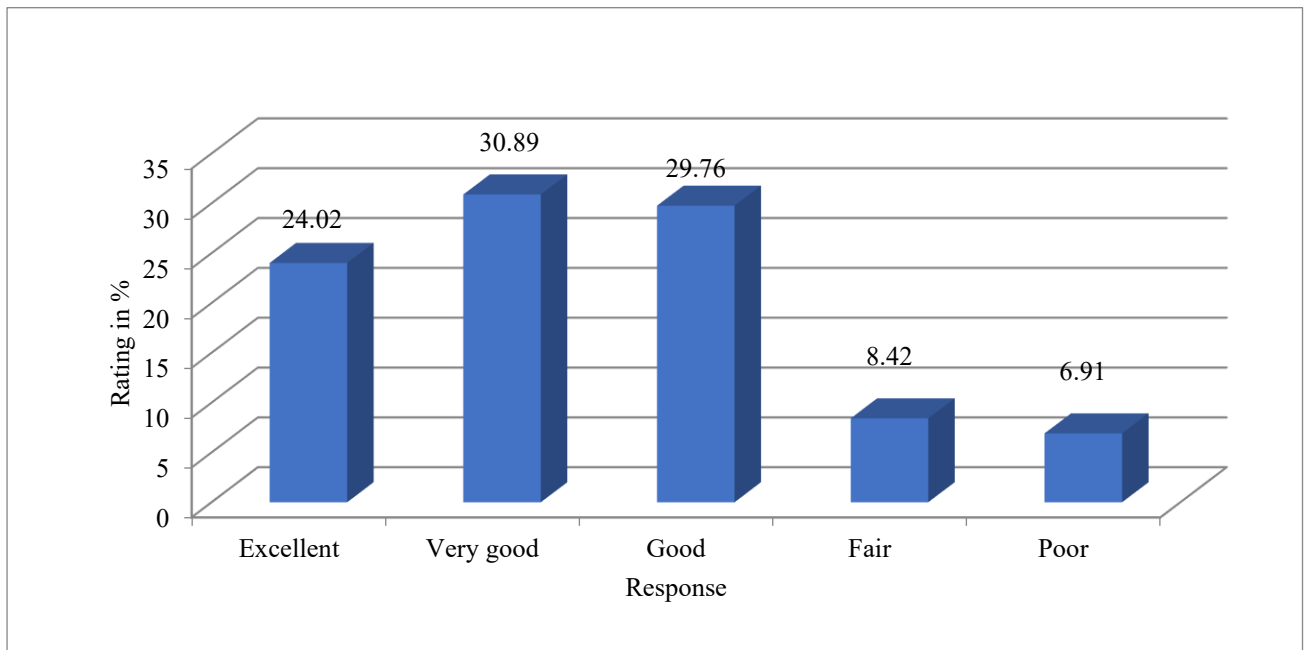


Figure 2

Figure 2 indicates the feedback analysis data shows the response of 5141 students on ‘How is the access to internet Centre when you require’ at the institute. Based on the student’s response of analysis report, it concludes that 77.75 % of the students were very satisfied with access to internet center and remaining 22.25 % of the students were not satisfied or dissatisfied and they asked to improve the internet access facility at the institute.

Are the enough number of nodes available in the Internet Centre

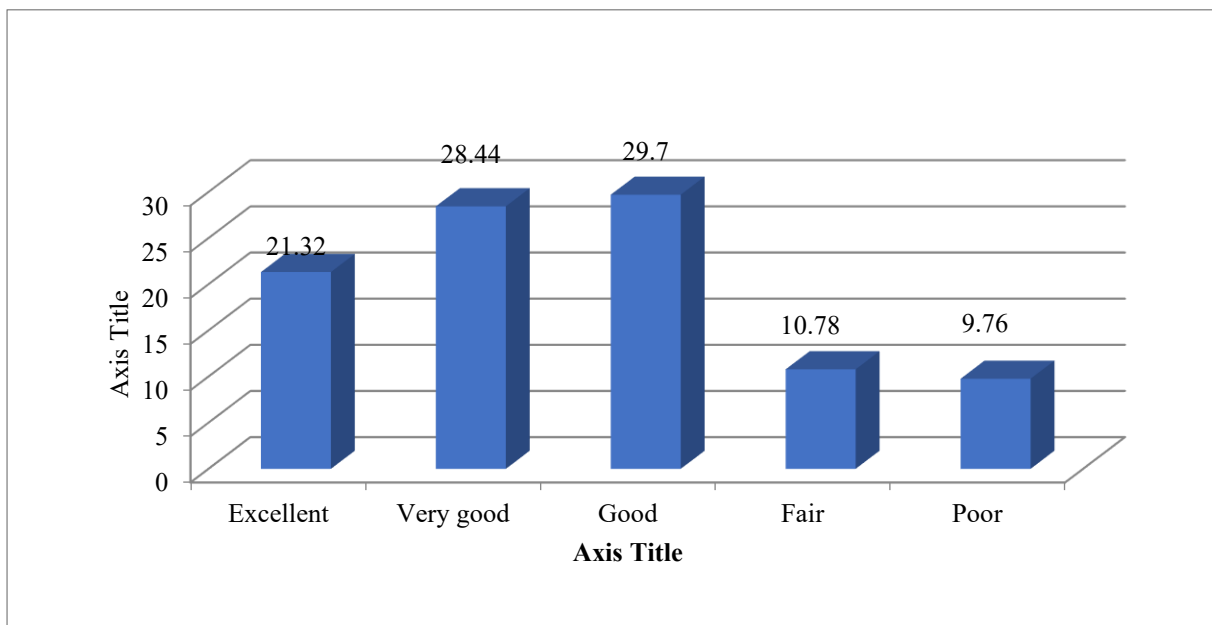


Figure 3

Figure 3 shows the feedback analysis data shows the response of 5141 students on ‘Are there enough number of nodes available in in the internet center’ at the institute. Based on the student’s response of analysis report, it concludes that 79.5 % of the students were very satisfied with enough number of

nodes available in in the internet center and remaining 20.5 % of the students were not satisfied or dissatisfied and they asked to arrange the enough number of nodes in the internet center at the institute.

Are the internet centre staff co-operative and helpful

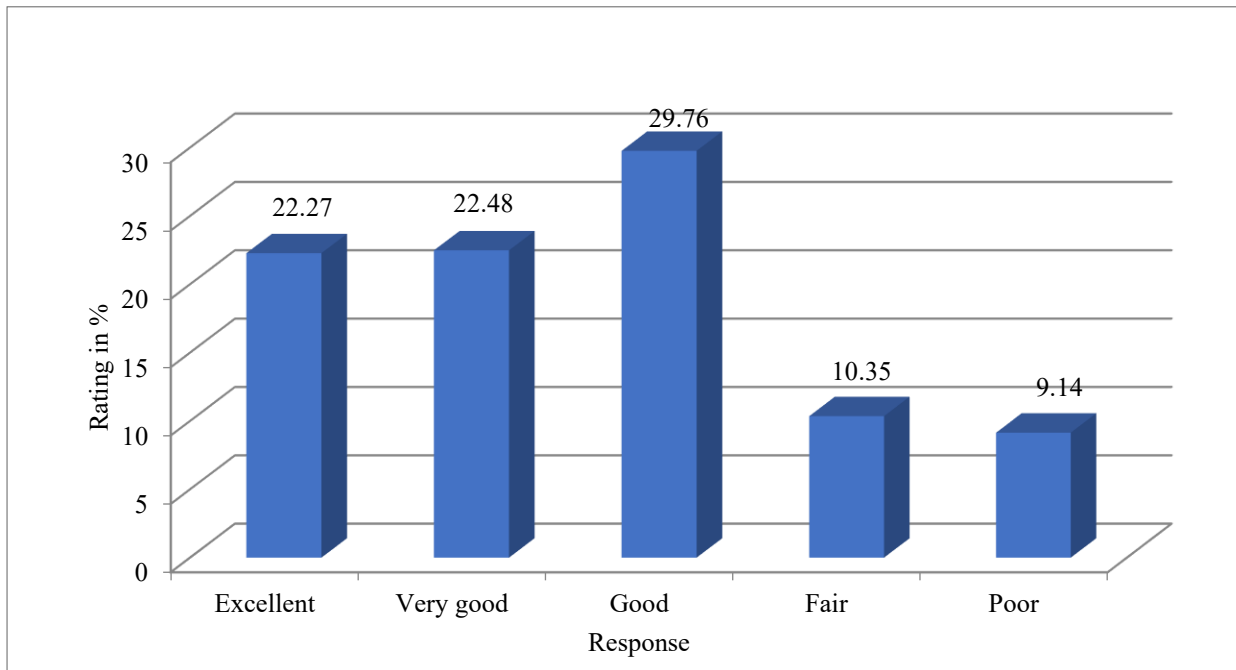


Figure 4

Figure 4 indicates the feedback analysis data shows the response of 5141 students on ‘Are the internet center staff co-operative and helpful’ at the institute. Based on the student’s response analysis report, it concludes that 80.5 % of the students were very satisfied with the staff co-operative and helpfulness and remaining 19.5 % of the students were not satisfied or dissatisfied and they asked to staff should be with co-operative and helpful manner with the students at the internet center.

How fast is the internet connection when you connect from computers others than the labs.

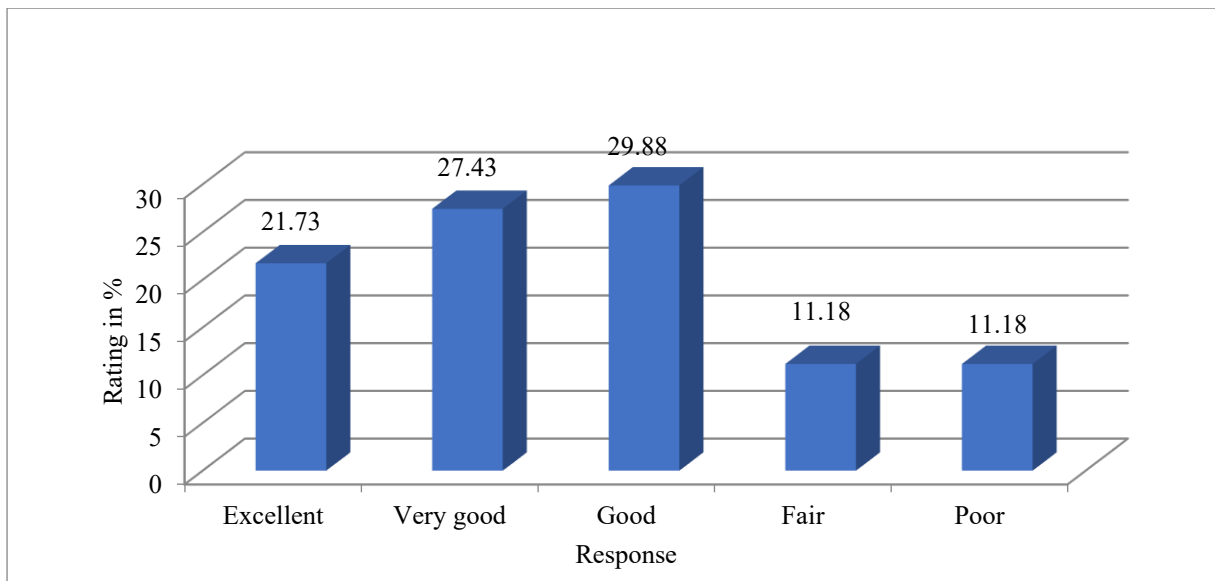


Figure 5

Figure 5 indicates the feedback analysis data shows the response of 5141 students on ‘How fast is the internet connection when you connect from computers other than the labs’ at the institute. Based on the student’s response of analysis report, it concludes that 79 % of the students were very satisfied with

speed of internet connection at outside the labs and remaining 21 % of the students were not satisfied or dissatisfied and they asked to improve the speed of internet when computers were connected to other than or out of the labs at the institute.

The adequacy of internet facilities

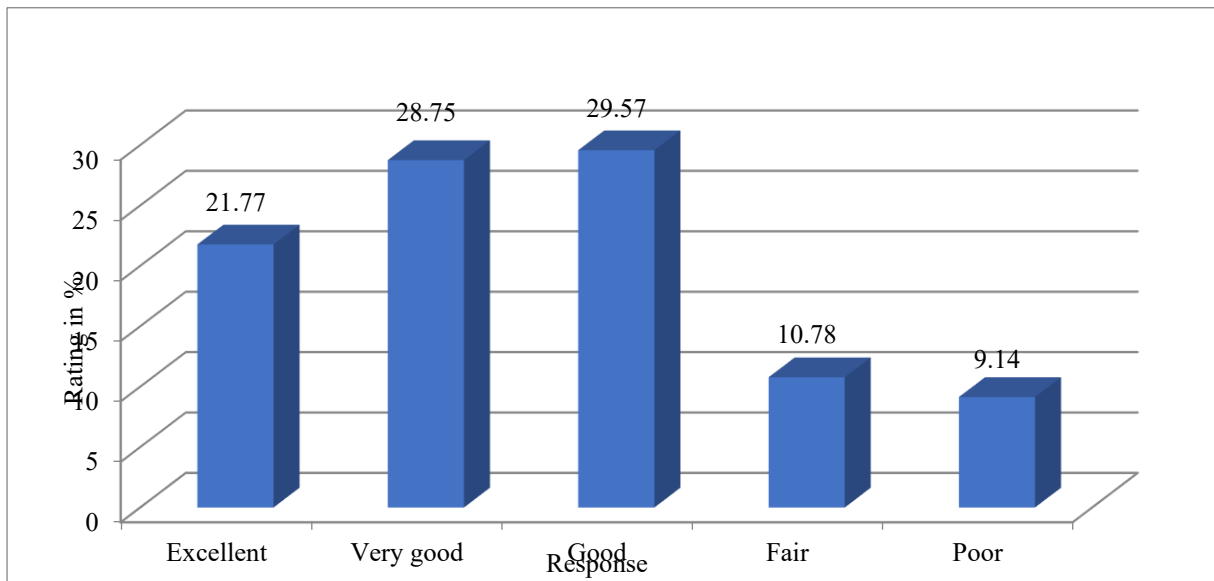


Figure 6

Figure 6 shows the feedback analysis data shows the response of 5141 students on ‘The adequacy of internet facilities’ at the institute. Based on the student’s response of analysis report, it concludes that 80.1 % of the students were very satisfied and remaining 19.9 % of the students were not satisfied or dissatisfied and they asked to improve the adequacy of internet facilities.

Wi-Fi network facility in the institute

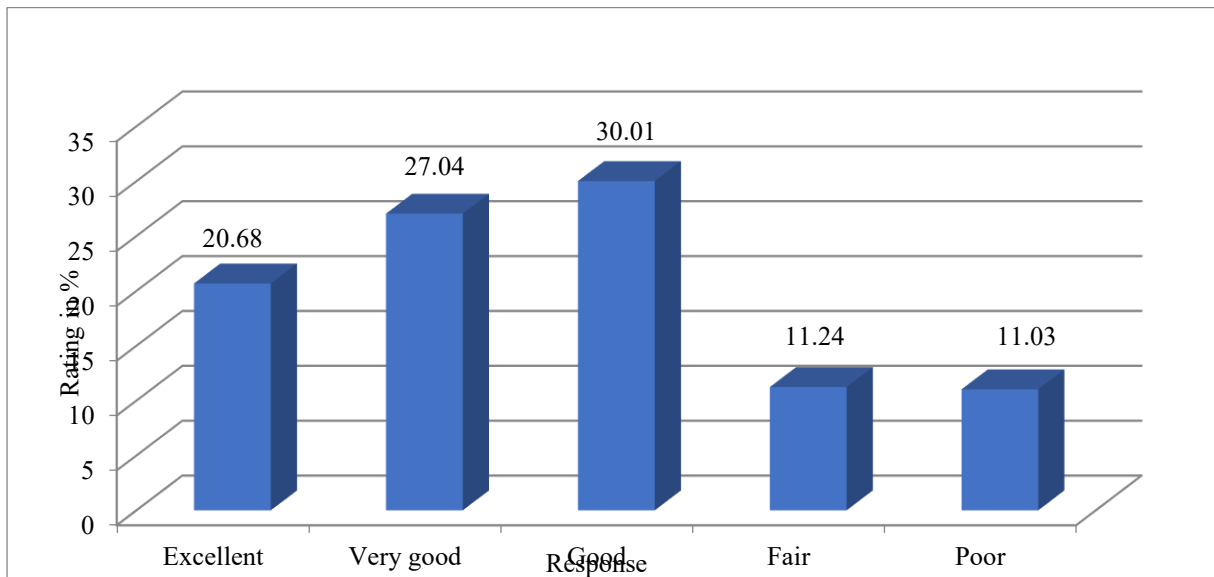


Figure 7

Figure 7 shows the feedback analysis data shows the response of 5141 students on ‘Wi-Fi network facilities’ in the institute. Based on the student’s response of analysis report, it concludes that 77.7 % of the students were very satisfied with the Wi-Fi network facilities and remaining 22.3 % of the students were not satisfied or dissatisfied and they asked to improve the Wi-Fi network facilities at the institute.

The strength of the Wi-Fi signal in the institute

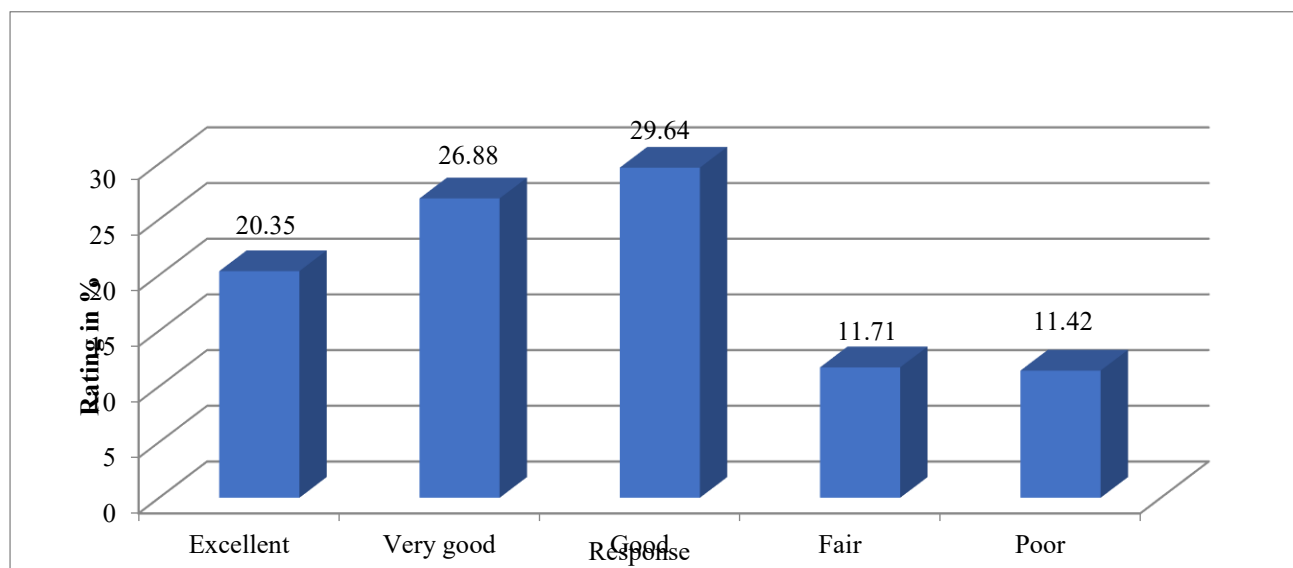


Figure 8

Figure 8 shows the feedback analysis data shows the response of 5141 students on ‘The strength of the Wi-Fi signal’ in the institute. Based on the student’s response of analysis report, concludes that 76.9 % of the students were very satisfied with the strength of the Wi-Fi signal and remaining 23.1 % of the students were not satisfied or dissatisfied and they asked to improve the strength of the Wi-Fi signal at the institute.

The speed of the Wi-Fi connection in the institute

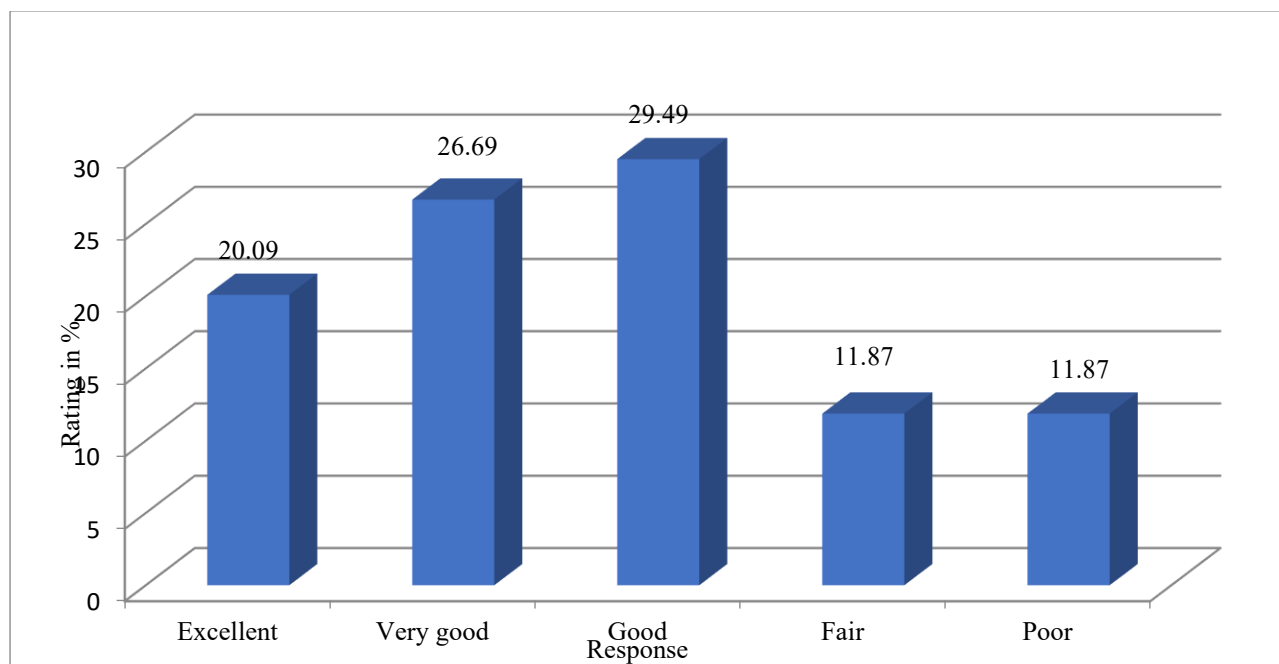


Figure 9

Figure 9 shows the feedback analysis data shows the response of 5141 students on ‘The speed of the Wi-Fi connection’ in the institute. Based on the student’s response of analysis report, it concludes that

76.3 % of the students were very satisfied with the speed of the Wi-Fi connection and remaining 23.7 % of the students were not satisfied or dissatisfied and they asked to improve or increase the speed of the Wi-Fi internet connection at the institute.

Class room

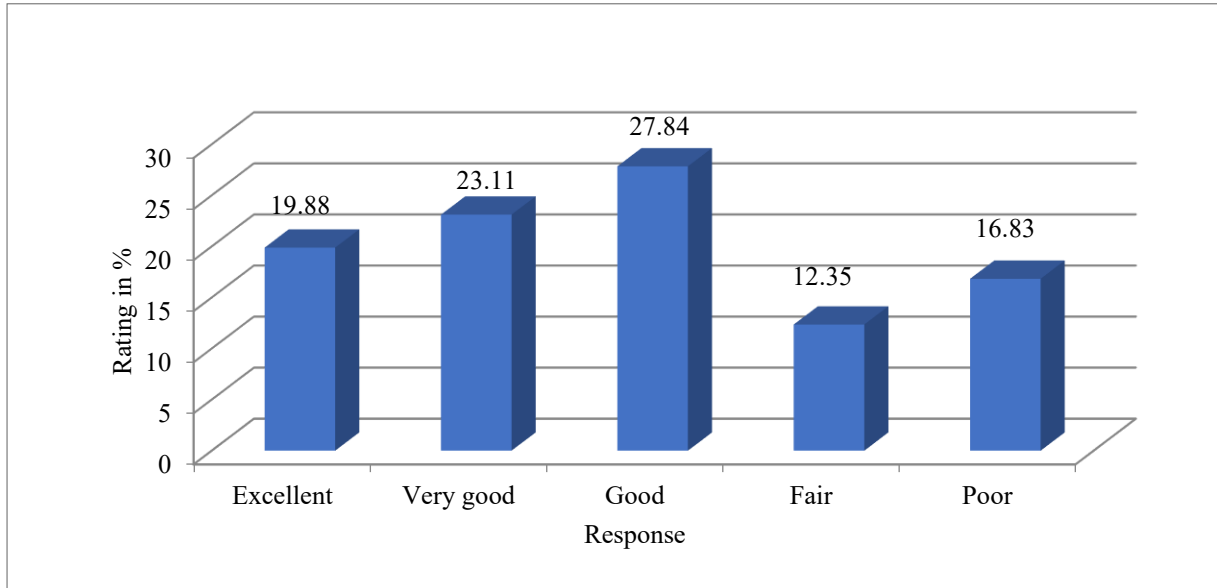


Figure 10

Figure 10 shows the feedback analysis data shows the response of 5140 students on 'The places of using wi-Fi classrooms' in the institute. Based on the student's response of analysis report, it concludes that 70.8 % of the students were very satisfied with the speed of the Wi-Fi connection facility in classroom and remaining 29.2 % of the students were not satisfied or dissatisfied and they asked to improve the Wi-Fi internet facility connection in classroom.

Laboratories

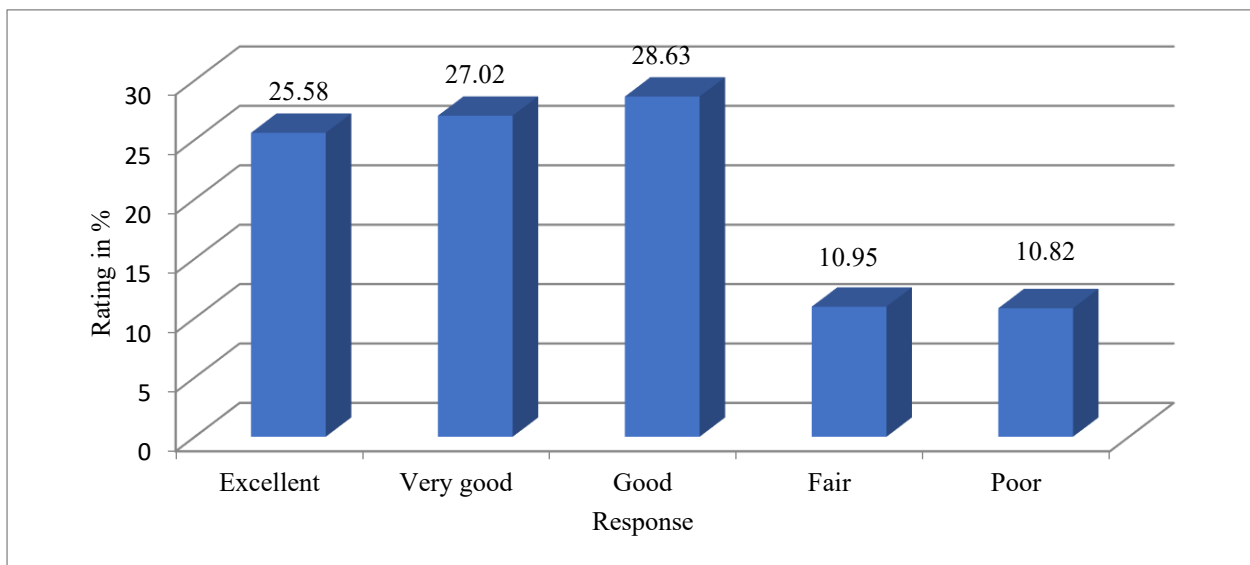


Figure 11

Figure 11 shows the feedback analysis data shows the response of 5140 students on 'The places of using wi-Fi facility in the laboratories' at the institute. Based on the student's response of analysis

report, it concludes that 78.2 % of the students were very satisfied with the Wi-Fi connection facility in laboratory and remaining 21.8 % of the students were not satisfied or dissatisfied and they asked to improve the Wi-Fi internet facility in laboratory.

Library

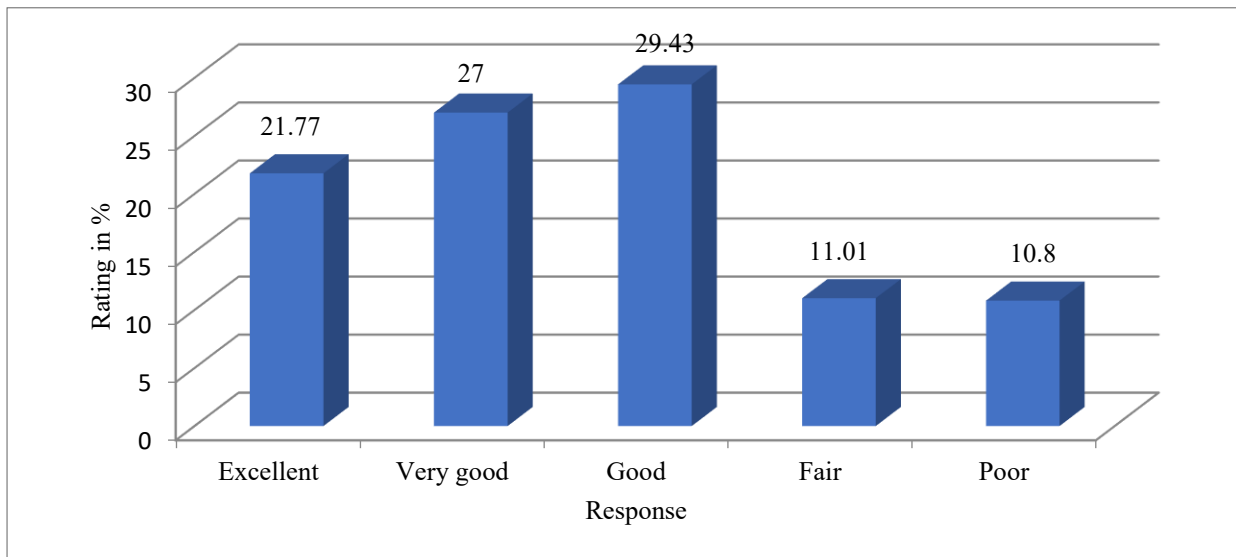


Figure 12

Figure 12 shows the feedback analysis data shows the response of 5140 students on ‘The places of using wi-Fi facility in the library’ at the institute. Based on the student’s response of analysis report, it concludes that 78.2 % of the students were very satisfied with the Wi-Fi connection facility in library and remaining 21.8 % of the students were not satisfied or dissatisfied and they suggested to improve the Wi-Fi internet facility connection in library.

Academic building



Figure 13

Figure 13 shows the feedback analysis data shows the response of 5140 students on ‘The places of using wi-Fi facility in the academic buildings’ at the institute. Based on the student’s response of analysis report, it concludes that 75.2 % of the students were very satisfied with the Wi-Fi connection facility in

academic buildings and remaining 24.8 % of the students were not satisfied or dissatisfied and they suggested to improve the Wi-Fi internet facility connection in academic buildings.

Administrative building

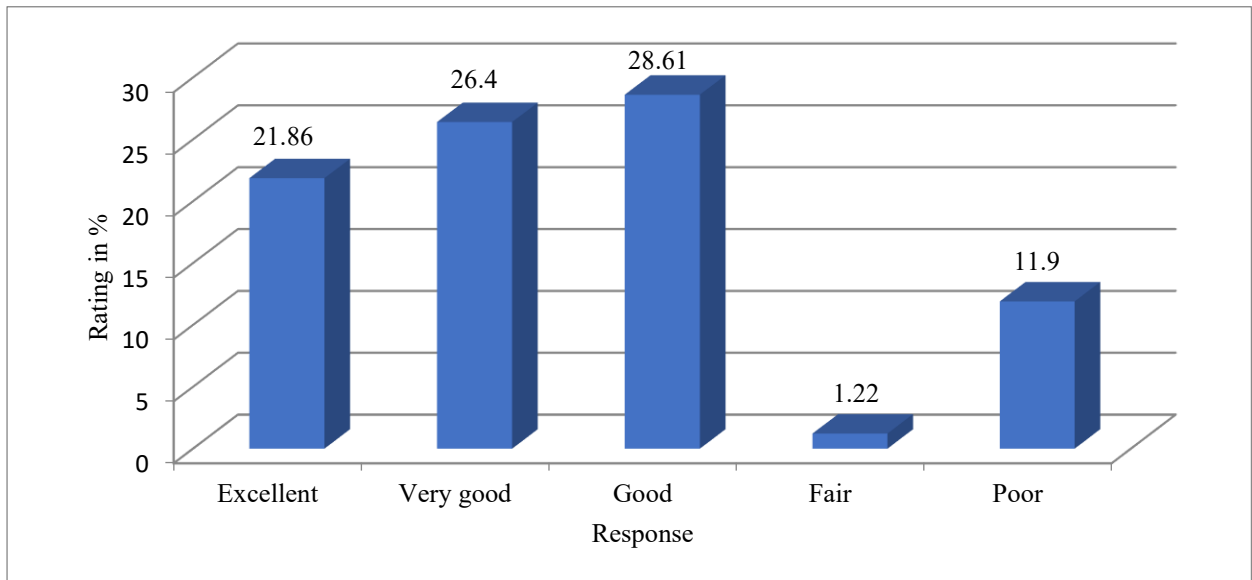


Figure 14

Figure 14 shows the feedback analysis data shows the response of 5140 students on 'The places of using Wi-Fi facility in the administrative buildings at the institute. Based on the student's response of analysis report, it concludes that 76.9 % of the students were very satisfied with the Wi-Fi connection facility in administrative and remaining 23.1 % of the students were not satisfied or dissatisfied and they suggested to improve the Wi-Fi internet facility connection in administrative buildings.

Computers and the internet used by the Students to retrieve information

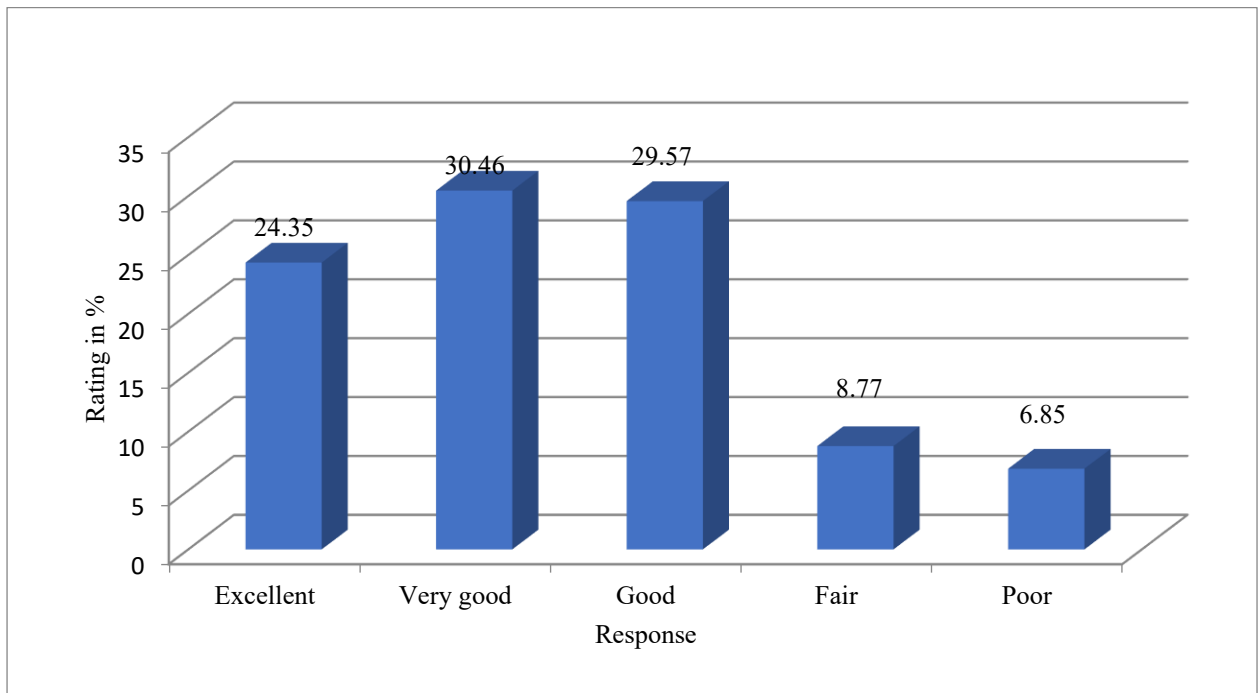


Figure 15

Figure 15 shows the feedback analysis data shows the response of 5141 students on 'Computers and the internet used by the students to retrieve information' at the institute. Based on the student's response

of analysis report, it concludes that 84.4 % of the students were very satisfied with the retrieve information by the computers and internet. and remaining 15.6 % of the students were not satisfied or dissatisfied and they suggested to improve the facility to retrieve or getting the information by computers and internet.

Computers and the internet used by the students to work in a collaborative way

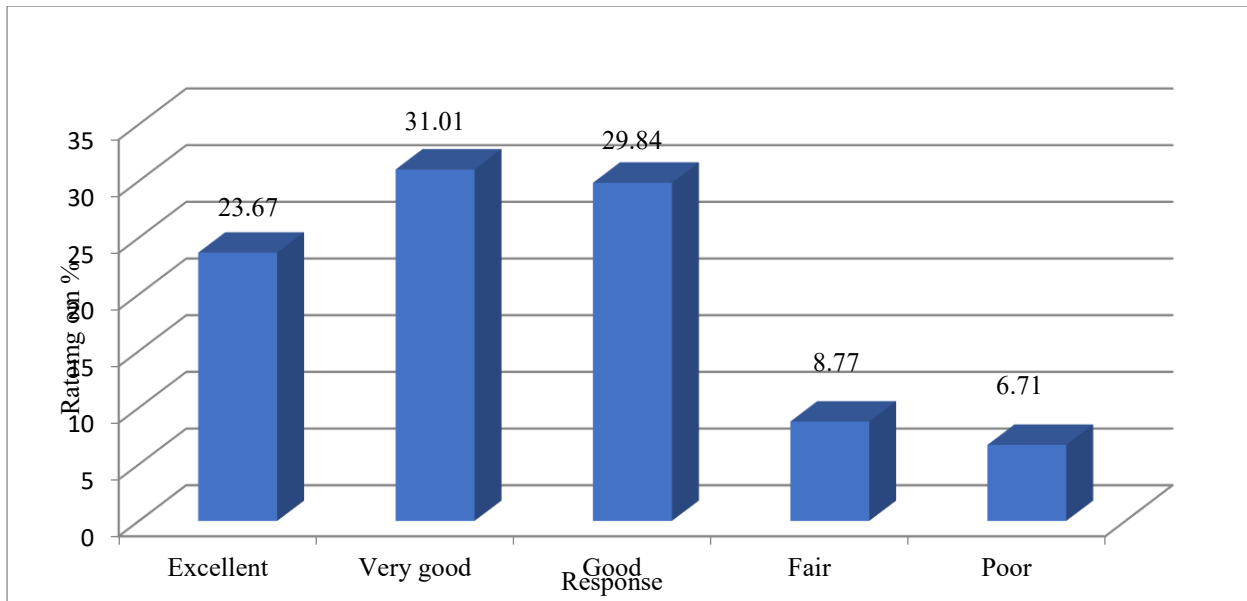


Figure 16

Figure 16 shows the feedback analysis data shows the response of 5141 students on 'Computers and the internet used by the students to work in a collaborative way' at the institute. Based on the student's response of analysis report, it concludes that 84.5 % of the students were very satisfied with the collaborative work of students at internet and computers and remaining 15.5 % of the students were not satisfied or dissatisfied and they suggested to improve the collaborative work at computers and internet.

Computers and the internet used by the students to learn in an autonomous way

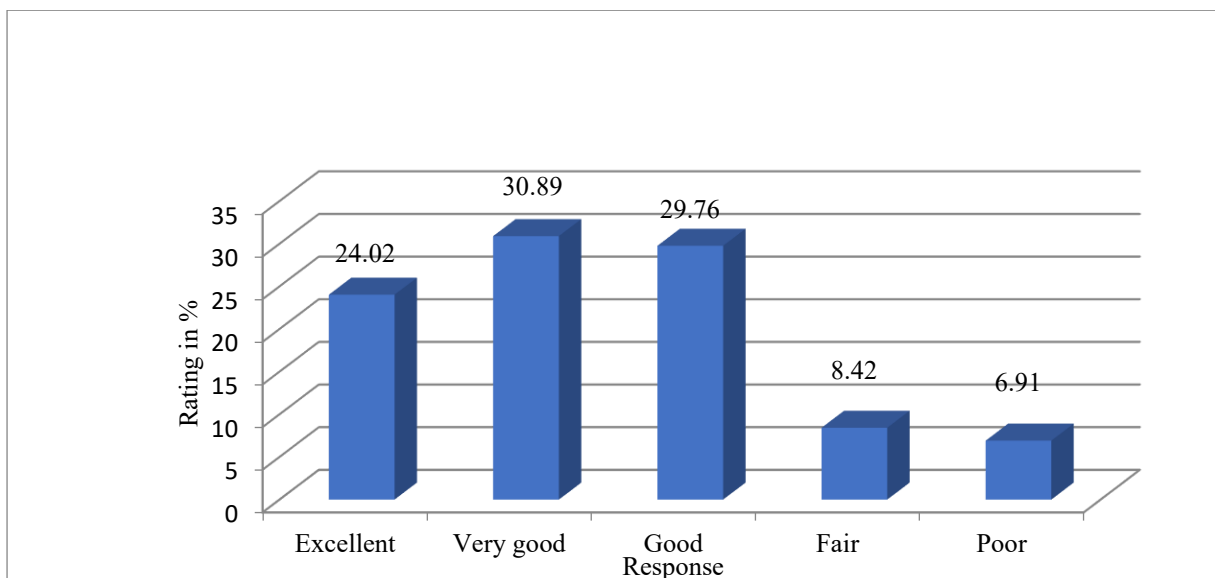


Figure 17

Figure 17 shows the feedback analysis data shows the response of 5141 students on 'Computers and the internet used by the students to learn in an autonomous way' at the institute. Based on the student's response of analysis report, it concludes that 84.7 % of the students were very satisfied computers and the internet used by the students to learn in an autonomous way and remaining 15.3 % of the students were not satisfied or dissatisfied and they suggested to improve, to learn in an autonomous way working at computers and the internet.