



INSTITUTE OF AERONAUTICAL ENGINEERING

(Autonomous)

Dundigal, Hyderabad – 500043.

Feedback Analysis on Sanitation and Hygiene Academic Year 2018-19

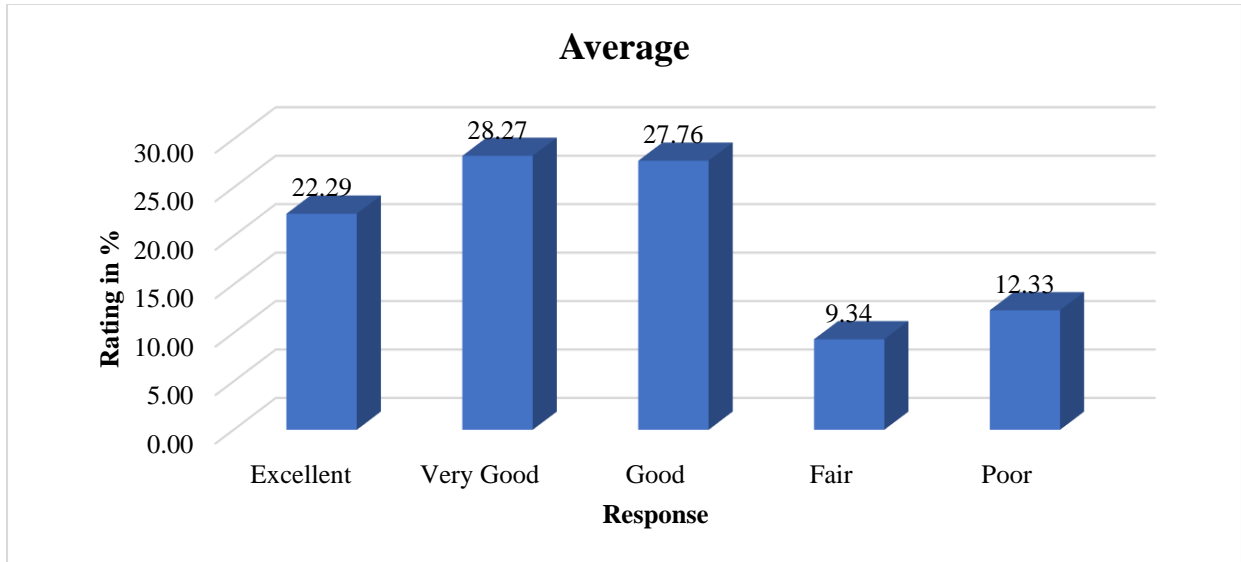


Figure 1

Figure 1 the feedback data of overall satisfaction survey of sanitization and hygiene for the academic year 2018-19 by the students. It was showed that major part of the samples 78.32 % were satisfied very well with the facilities in the institution but less of them samples 21.67 % suggested to improve or development the facilities like toilet facilities, separate toilets for students and staff, special toilets for students with disabilities, hand wash facilities with water and soap, the quality of water in college adequate for students to wash their hands, the students with disability or other special needs access the hand washing without assistance, quality of toilets and water using at wash basin in toilet. availability of wiping material, availability of sanitary disposal of waste and availability of water in toilets and wash basins.

Toilet facilities at the Institute

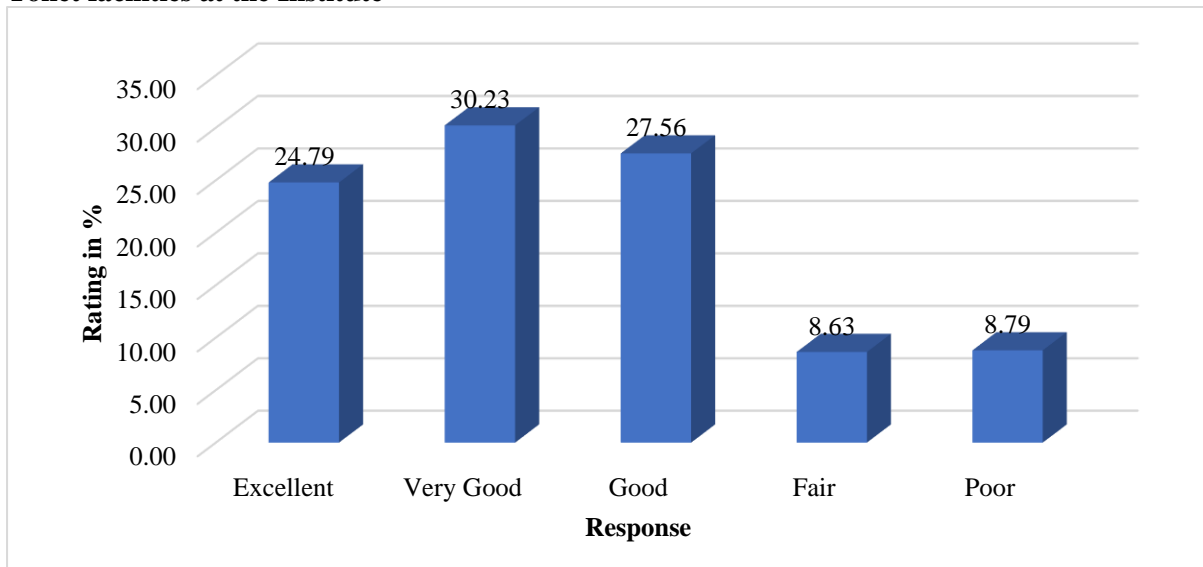


Figure 2

Figure 2 reveals on 'toilet facilities in the institute'. It was noticed that, over 82.58 % of the students were very satisfied with the toilet facilities arranged by the institution and remaining 17.42 % of the students were dissatisfied and they recommended to improve the toilet facility.

Separate toilets for students and staff

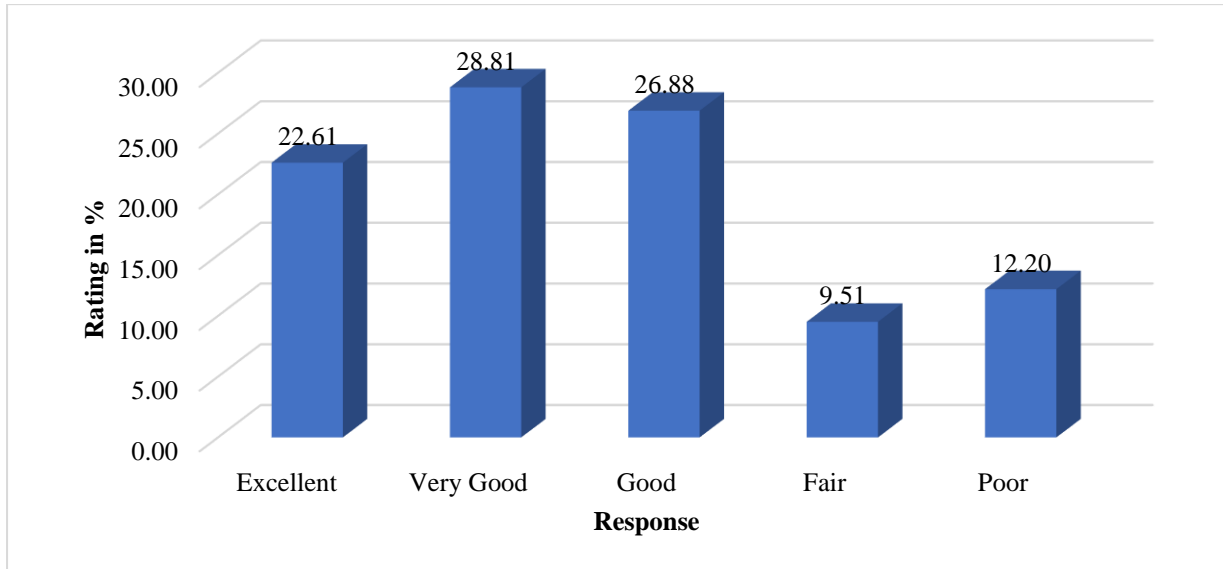


Figure 3

Figure 3 reveals on 'separate toilets for students and staff' at the institute. It was noticed that, over 78.82 % of the students were very satisfied with the separate toilet facilities for staff and students and 21.18 % of the students were not satisfied or dissatisfied with separate toilet facilities and they wanted to introduce the separate toilets for both students and staff by institute.

Are there special toilets for students with disabilities

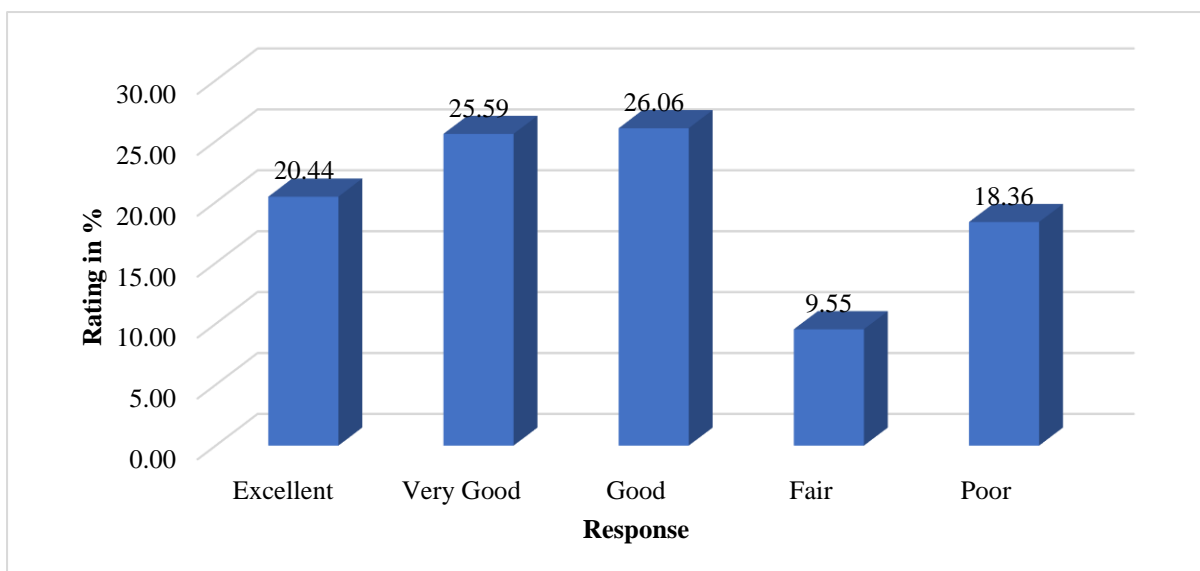


Figure 4

Figure 4 reveals on 'are there special toilets for students with disability' at the institute. It was noticed that, over 72.09 % of the students were very satisfied with the special toilets for students with disability and remaining 27.91 % of the students were not satisfied or dissatisfied with available toilet facilities for disability students and recommended to improve the toilet facilities for students with disability.

Hand wash facilities with water and soap located at the institute

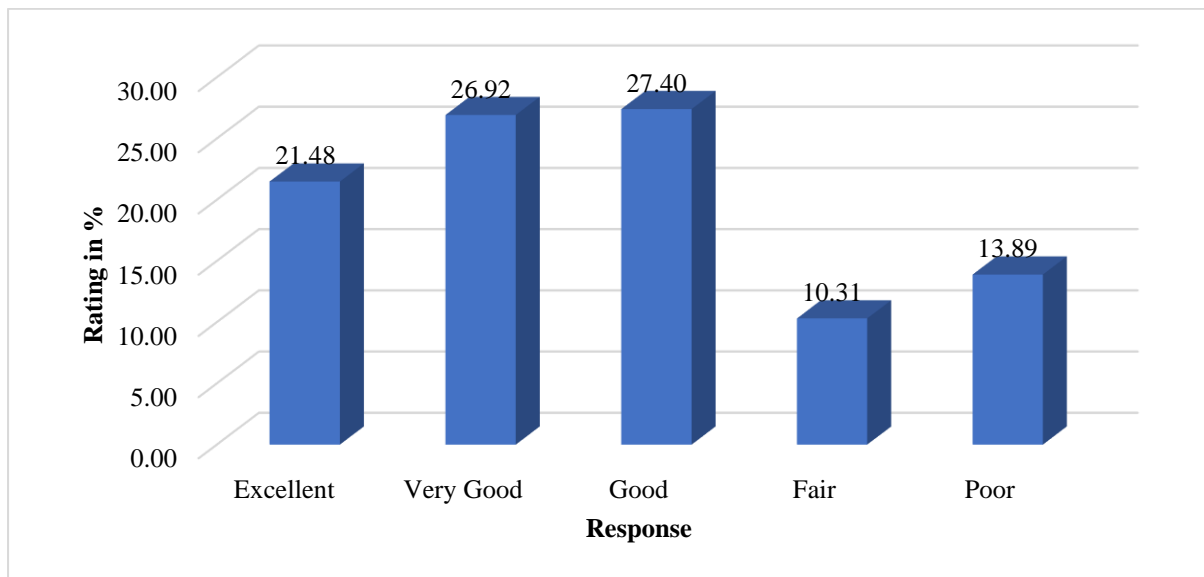


Figure 5

Figure 5 reveals on ‘hand wash facilities with water and soap located’ at the institute. It was noticed that, over 75.81 % of the students were very satisfied with hand wash facilities with water and soap and remaining 24.19 % of the students were not satisfied or dissatisfied with provided facilities and recommended to improve quality of hand wash and soap facilities.

Do you consider the quality of water in college adequate for students to wash their hands

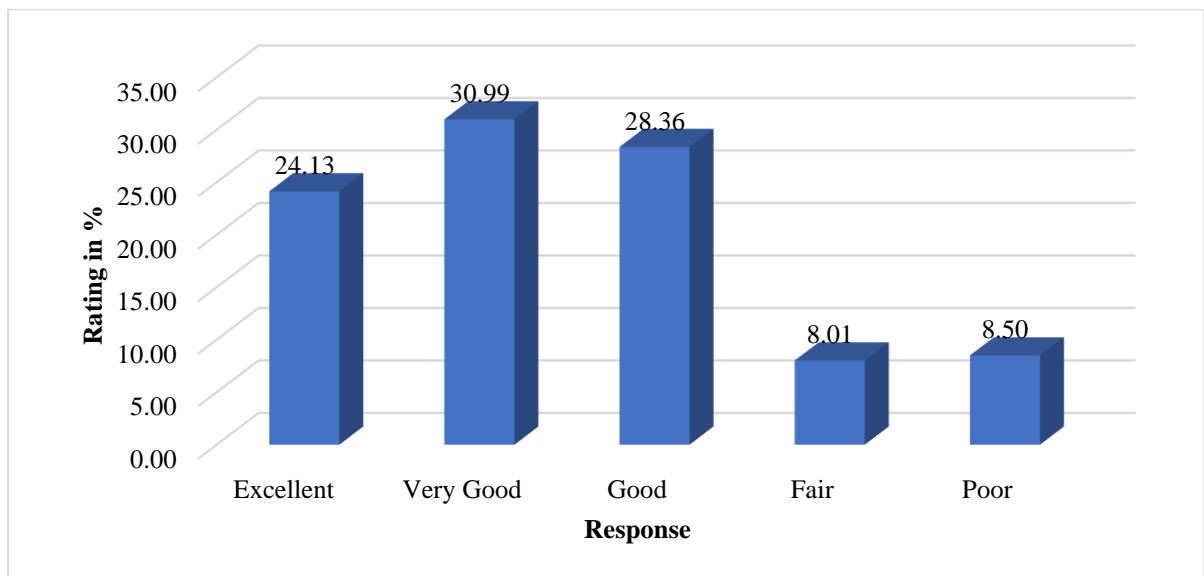


Figure 6

Figure 6 chart reveals on ‘do you consider the quality of water in college adequate for students to wash their hands. It was noticed that, over, 83.49 % of the students were very satisfied with the quality and quantity of the water in college for hand wash and 16.51 % of the students were not satisfied or dissatisfied and put forward to maintain the good quality and supply more quantity of water for students to wash their hands.

Can students with disabilities or other special needs access the hand washing facilities without Assistance

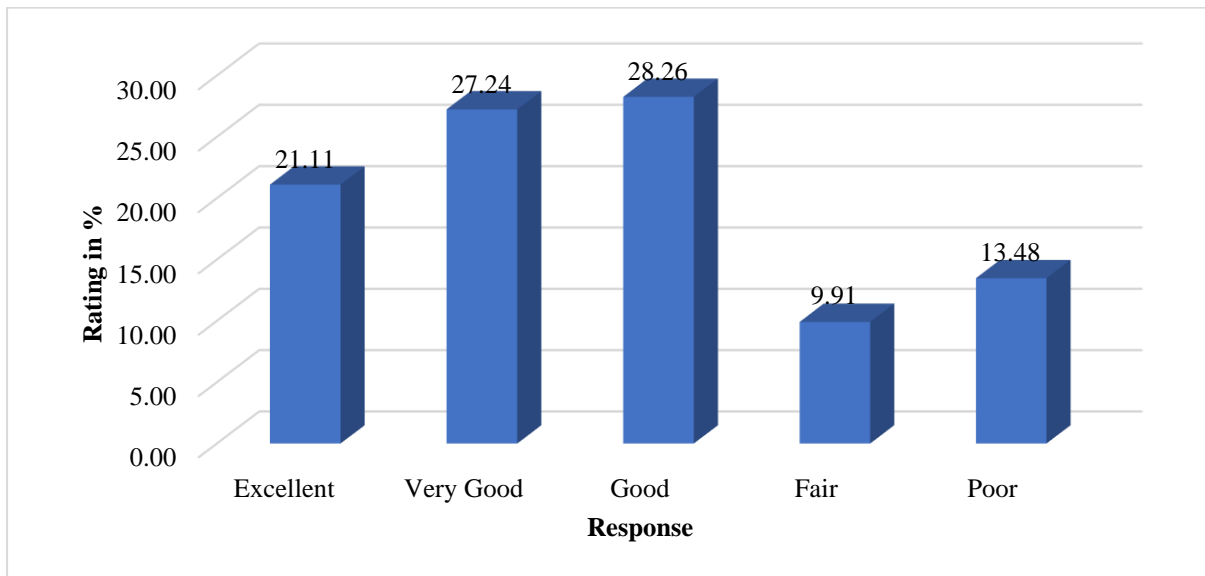


Figure 7

Figure 7 reveals on ‘can student with disabilities or other special needs access the hand washing facilities without assistance’ at the institute. It was noticed that, over 76.61 % of the students were very satisfied with the disabilities or other special needs access the hand washing facilities without assistance and 23.39 % of the students were not satisfied or dissatisfied and advised to make look up to access the hand washing facilities without assistance for student with disability or special need.

Is there always wiping material available

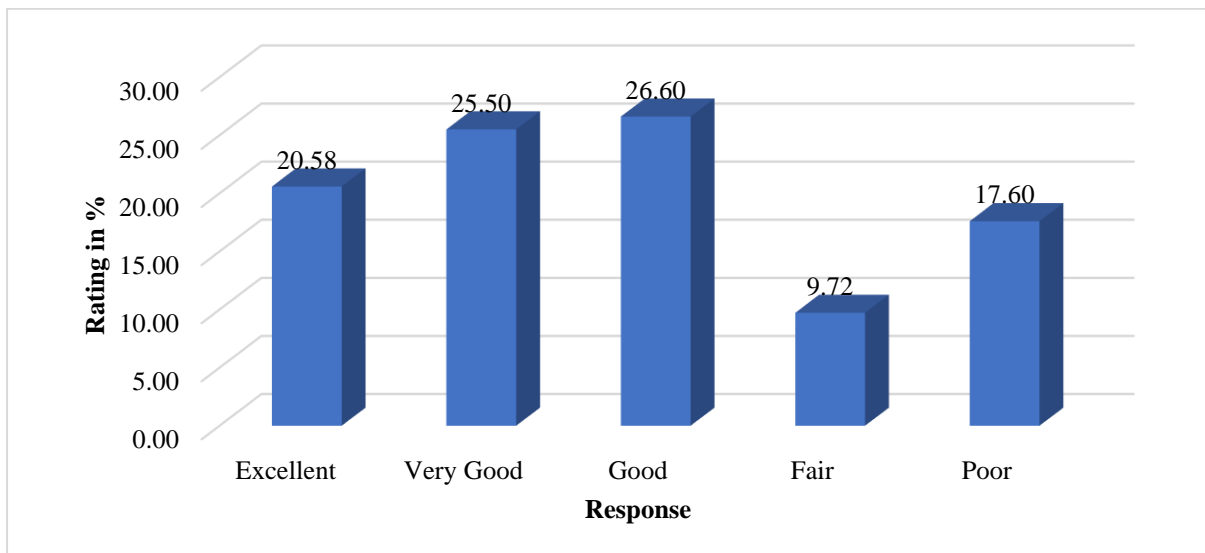


Figure 8

Figure 8 reveals on ‘is there always wiping material available at the institute. It was noticed that, over 72.68 % of the students were very satisfied with facility of availability of wiping material and remaining 27.32 % of the students were not satisfied or dissatisfied and they asked to keep regularly wiping material at required areas.

How do you feel about the quality of your Institute's toilets

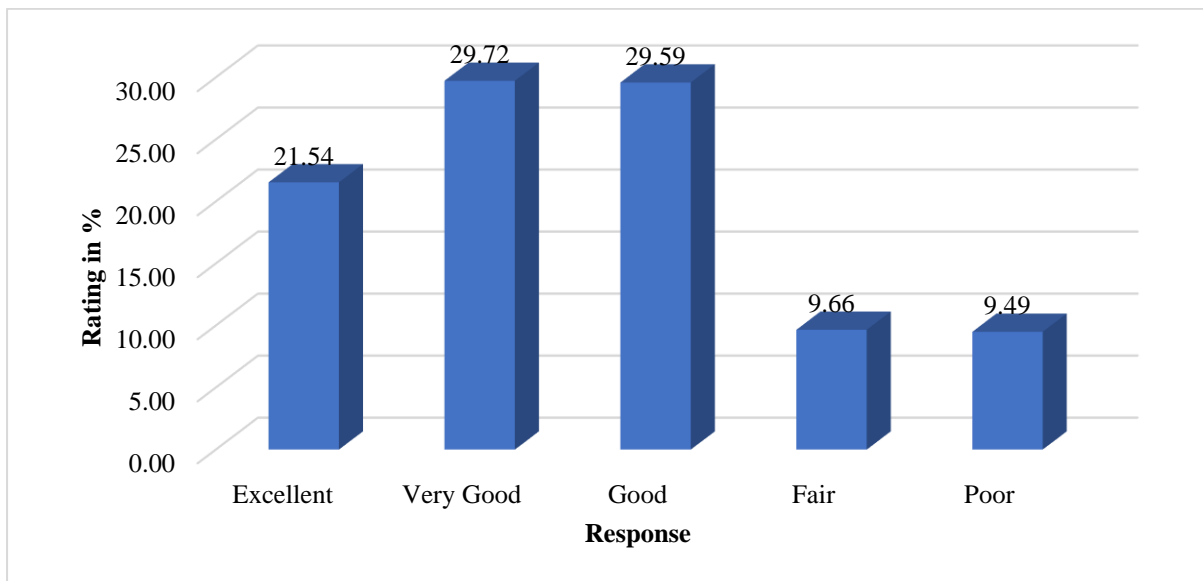


Figure 9

Figure 9 reveals on 'how do you feel about the quality of your institute's toilets. It was noticed that, over 80.85 % of the students were very satisfied with the quality of toilets and remaining 19.15 % of the students were not satisfied or dissatisfied and they counsel to improve quality of toilets at institute.

Availability of sanitary disposal of waste

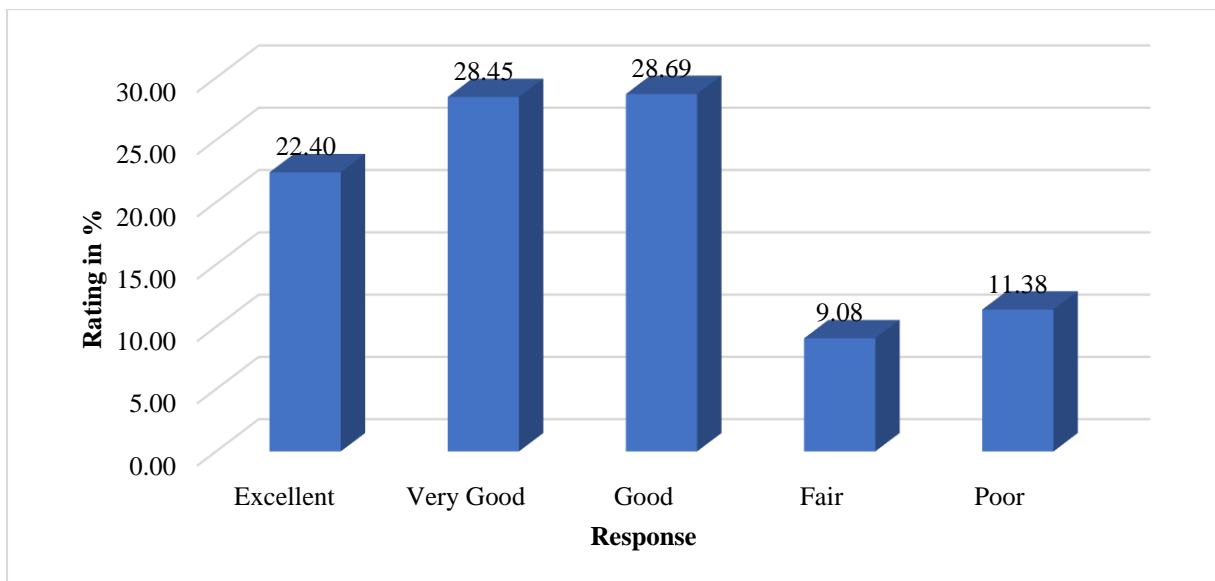


Figure 10

Figure 10 reveals on 'availability of sanitary disposal of waste' at the institute. It was noticed that, over 79.54 % of the students were very satisfied with availability of sanitary disposal of waste and remaining 20.45 % of the students were not satisfied or dissatisfied and they advise to keep available of sanitary disposal waste.

Availability of water in toilets and wash basins

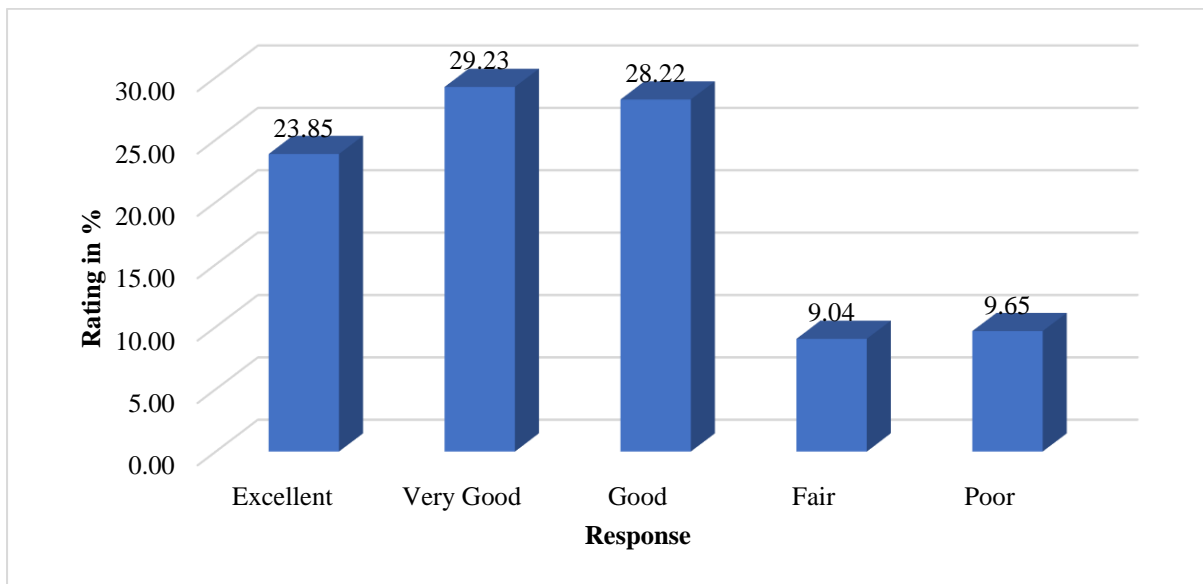


Figure 11

Figure 11 reveals on 'availability of water in toilets and wash basins at the institute. It was noticed that, over 81.31 % of the students were very satisfied with availability of water in toilets and wash basins and remaining 18.69 % of the students were not satisfied or dissatisfied and they propound to keep available of water in toilets and wash basins regularly.