



INSTITUTE OF AERONAUTICAL ENGINEERING

(Autonomous)

Dundigal, Hyderabad – 500043.

Feedback Analysis on Sanitation and Hygiene

Academic Year 2020-21

Average

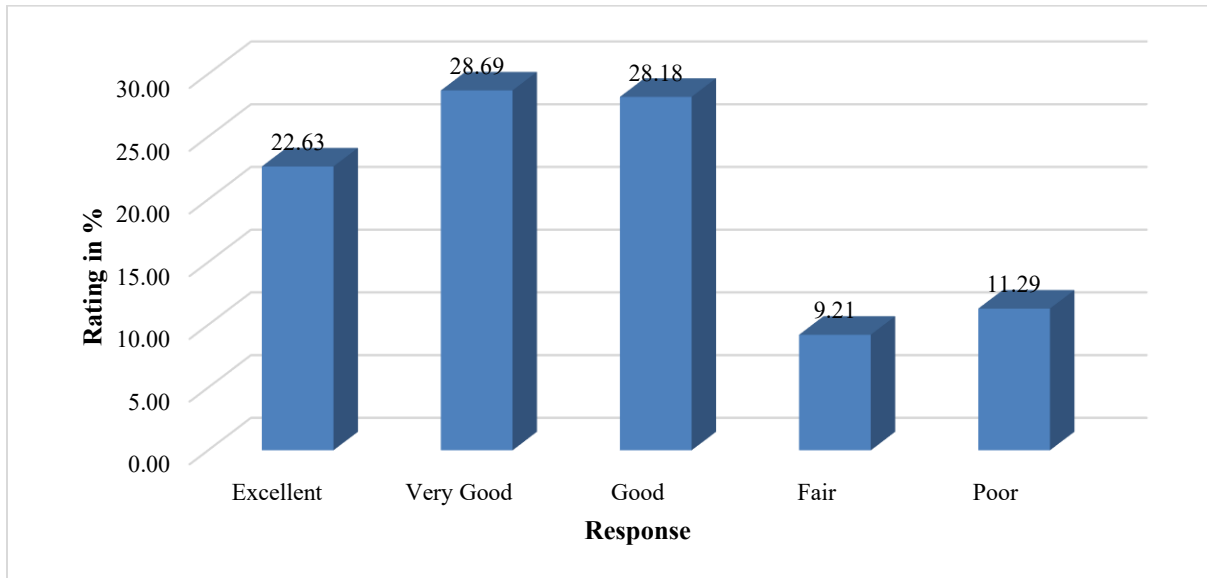


Figure 1

Figure 1 shows the overall satisfaction survey of sanitization and hygiene for the academic year 2020-21 by samples of students. Most of the samples around 79.50 % were satisfied very well with the facilities arranged by the institution but very less of them around 20.50 % wanted to improve or development in some of the provided facilities like toilet facilities, separate toilets for students and staff, special toilets for students with disabilities, hand wash facilities with water and soap, the quality of water in college adequate for students to wash their hands, the students with disability or other special needs access the hand washing without assistance, quality of toilets and water using at wash basin in toilet. availability of wiping material, availability of sanitary disposal of waste and availability of water in toilets and wash basins.

Toilet facilities at the Institute

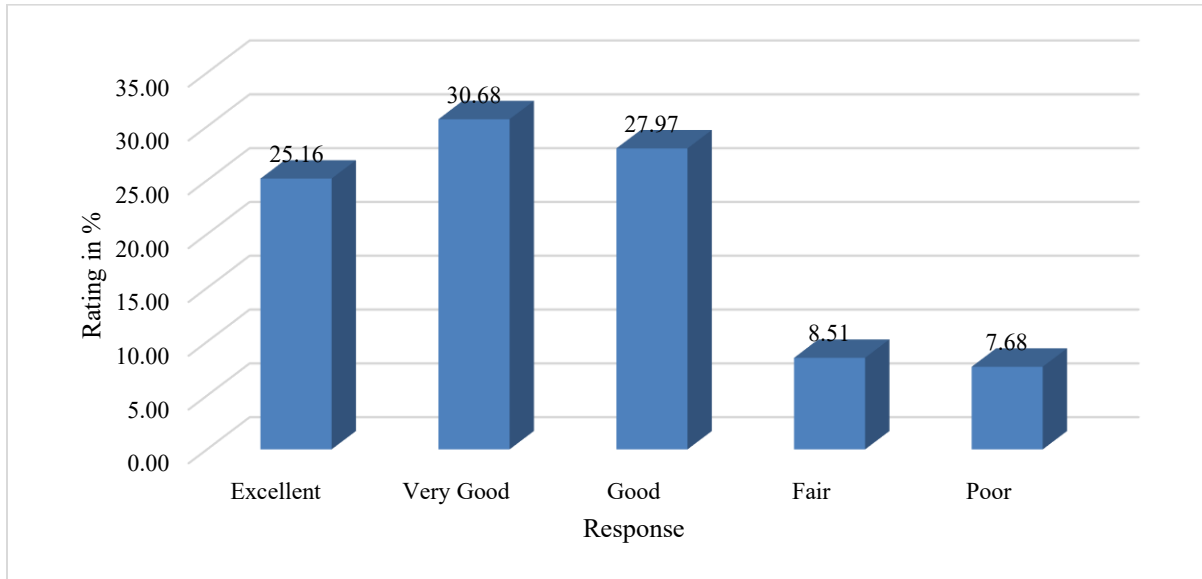


Figure 2

Figure 2 shows the feedback analysis data shows the response of xxx students on toilet facilities at the institute. Based on the student's analysis response report, 83.81 % of the students were very satisfied with the toilet facilities arranged by the institution and remaining 16.19 % of the students were not satisfied or dissatisfied and they asked to improve the toilet facility.

Separate toilets for students and staff

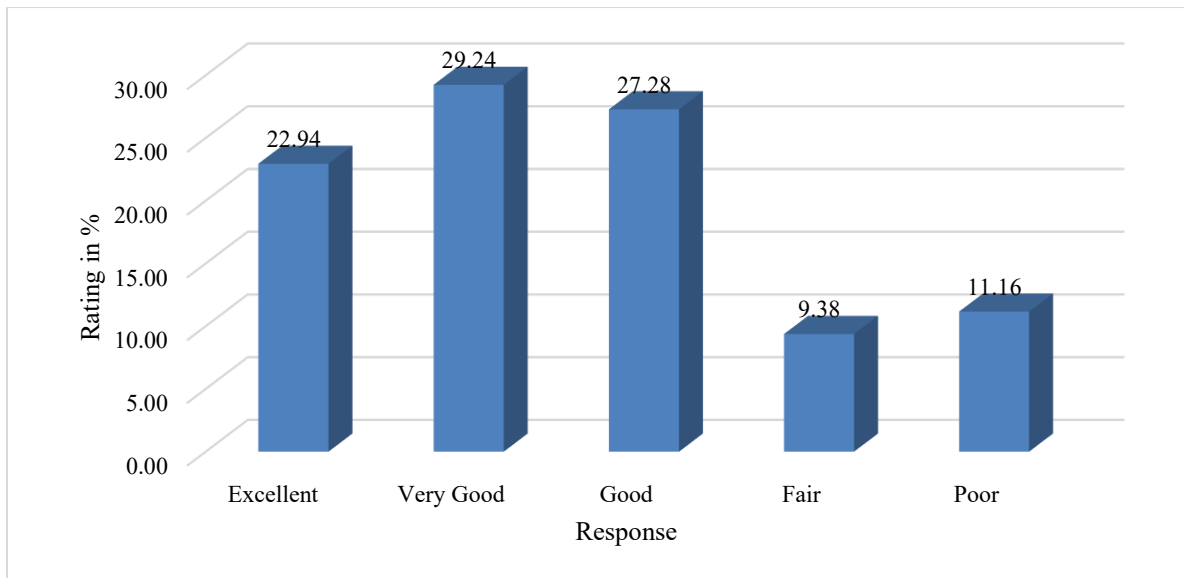


Figure 3

Figure 3 shows the feedback analysis data shows the response of xxx students on separate toilets for students and staff at the institute. Based on the student's analysis response report, 79.46 % of the students were very satisfied with the separate toilet facilities for staff and students and 20.54 % of the

students were not satisfied or dissatisfied with separate toilet facilities and they wanted to introduce the separate toilets for both students and staff by institute.

Are there special toilets for students with disabilities

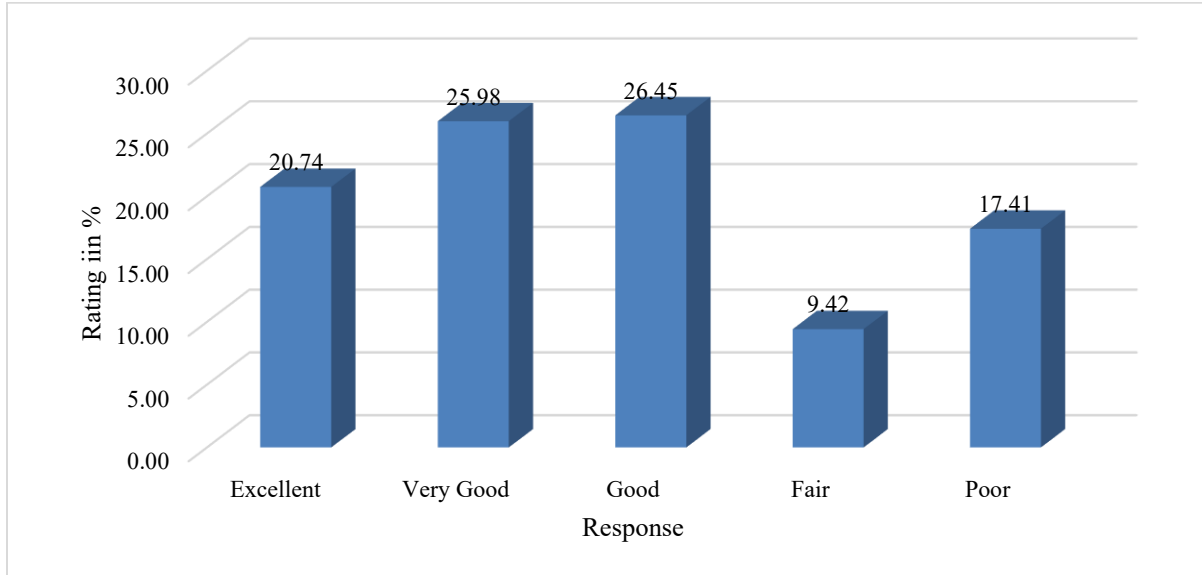


Figure 4

Figure 4 shows the feedback analysis data shows the response of xxx students on are there special toilets for students with disability at the institute. Based on the student's analysis response report, 73.17 % of the students were very satisfied with the special toilets for students with disability and remaining 26.83 % of the students were not satisfied or dissatisfied with available toilet facilities for disability students and said improve the toilet facilities for students with disability.

Hand wash facilities with water and soap located at the institute

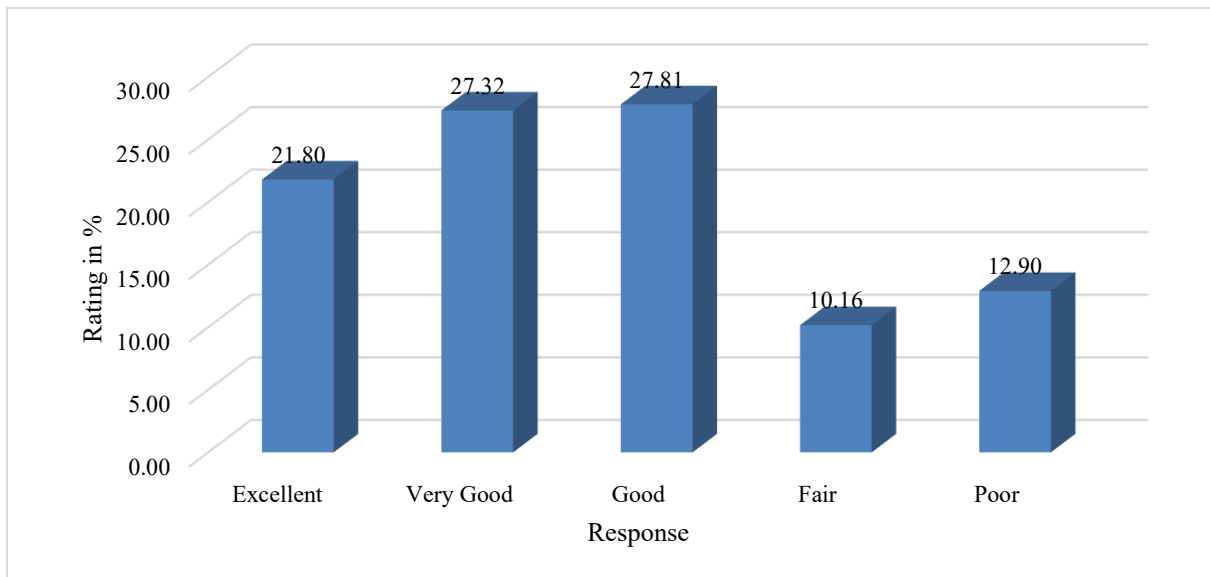


Figure 5

Figure 5 shows the feedback analysis data shows the response of xxx students on hand wash facilities with water and soap located at the institute. Based on the student's analysis response report, 76.94 % of the students were very satisfied with hand wash facilities with water and soap and remaining 23.06 % of the students were not satisfied or dissatisfied with provided facilities and asked to improve quality of hand wash and soap facilities.

Do you consider the quality of water in college adequate for students to wash their hands

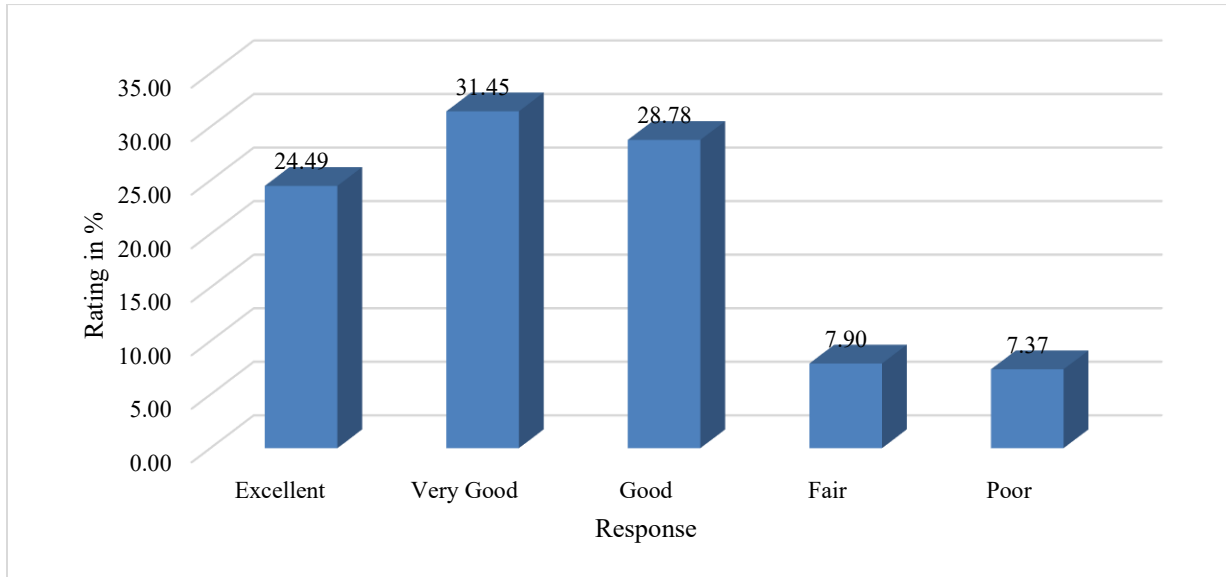


Figure 6

Figure 6 shows the feedback analysis data shows the response of xxx students on do you consider the quality of water in college adequate for students to wash their hands at the institute. Based on the student's analysis response report, 84.73 % of the students were very satisfied with the quality and quantity of the water in college for hand wash and 15.27 % of the students were not satisfied or dissatisfied and advised to maintain the good quality and supply more quantity of water for students to wash their hands.

Can students with disabilities or other special needs access the hand washing facilities without Assistance

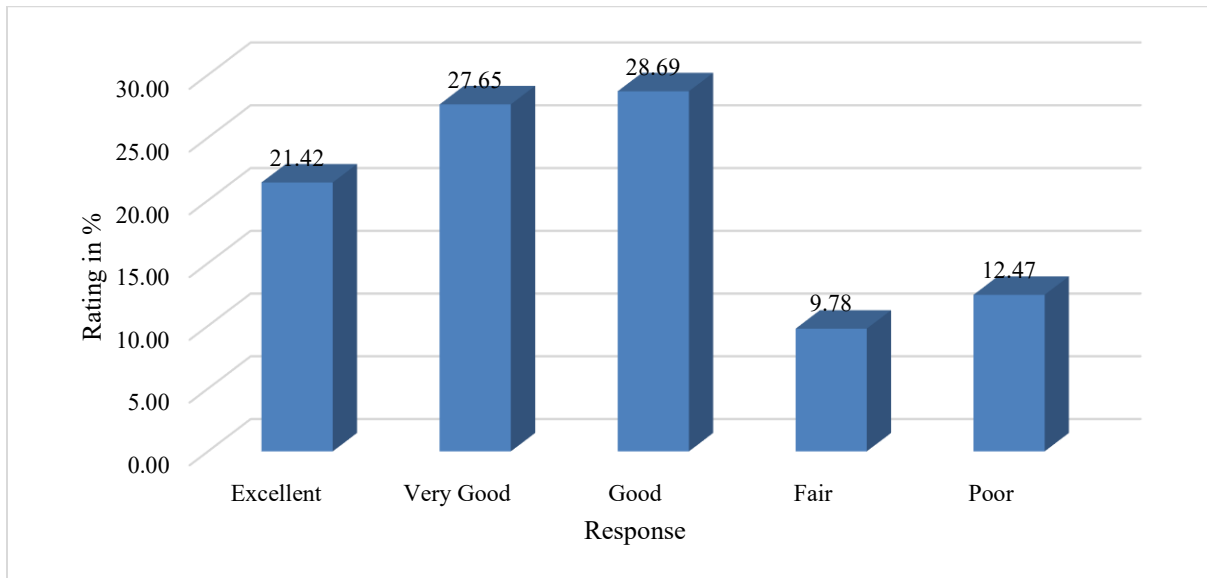


Figure 7

Figure 7 shows the feedback analysis data shows the response of xxx students on can student with disabilities or other special needs access the hand washing facilities without assistance at the institute. Based on the student's analysis response report, 77.75 % of the students were very satisfied with the disabilities or other special needs access the hand washing facilities without assistance and 22.25 % of the students were not satisfied or dissatisfied and advised to make improve to access the hand washing facilities without assistance for student with disability or special need.

Is there always wiping material available

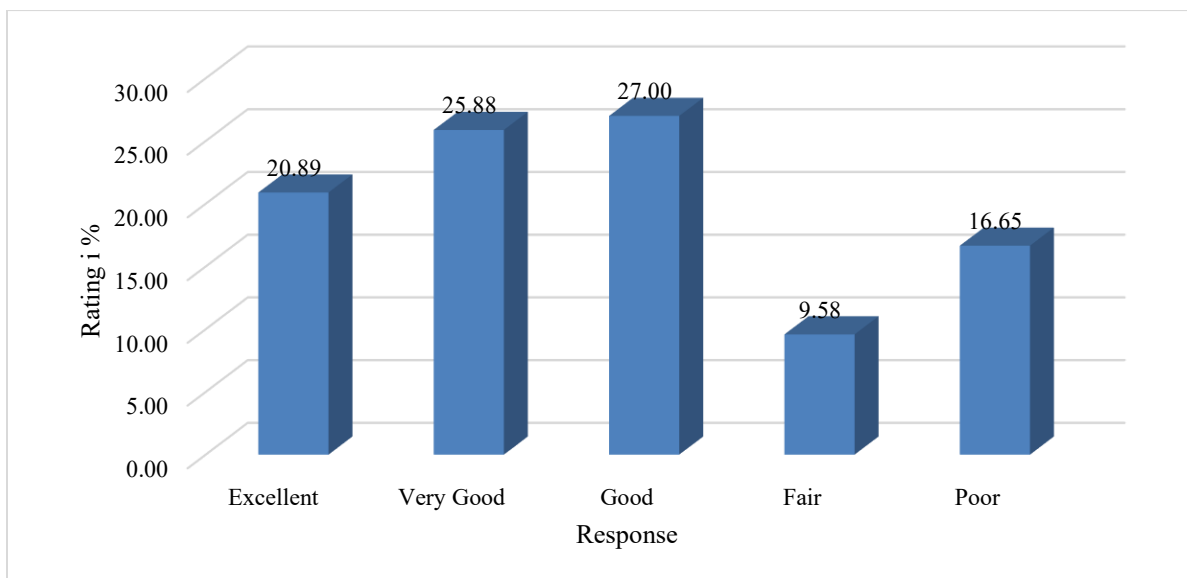


Figure 8

Figure 8 shows the feedback analysis data shows the response of xxx students on is there always wiping material available at the institute. Based on the student's analysis response report, 73.77 % of the students were very satisfied with facility of availability of wiping material and remaining 26.23 % of the students were not satisfied or dissatisfied and they asked to keep regularly wiping material at required areas.

How do you feel about the quality of your Institute's toilets

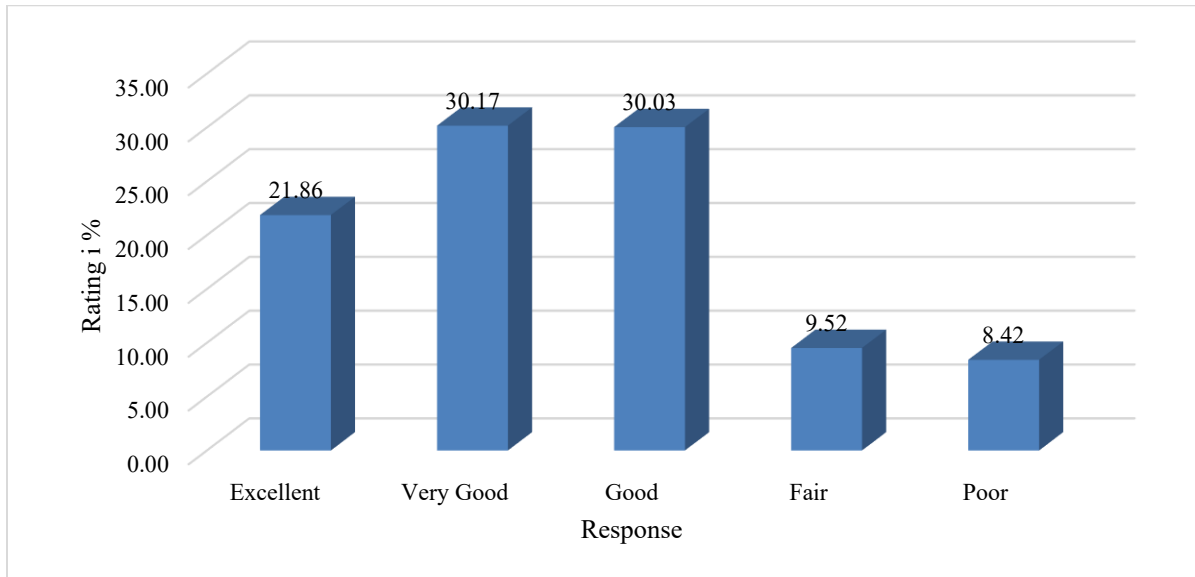


Figure 9

Figure 9 shows the feedback analysis data shows the response of xxx students on how do you feel about the quality of your institute's toilets. Based on the student's analysis response, 82.06 % of the students were very satisfied with the quality of toilets and remaining 17.94 % of the students were not satisfied or dissatisfied and they suggested to improve quality of toilets at institute.

Availability of sanitary disposal of waste

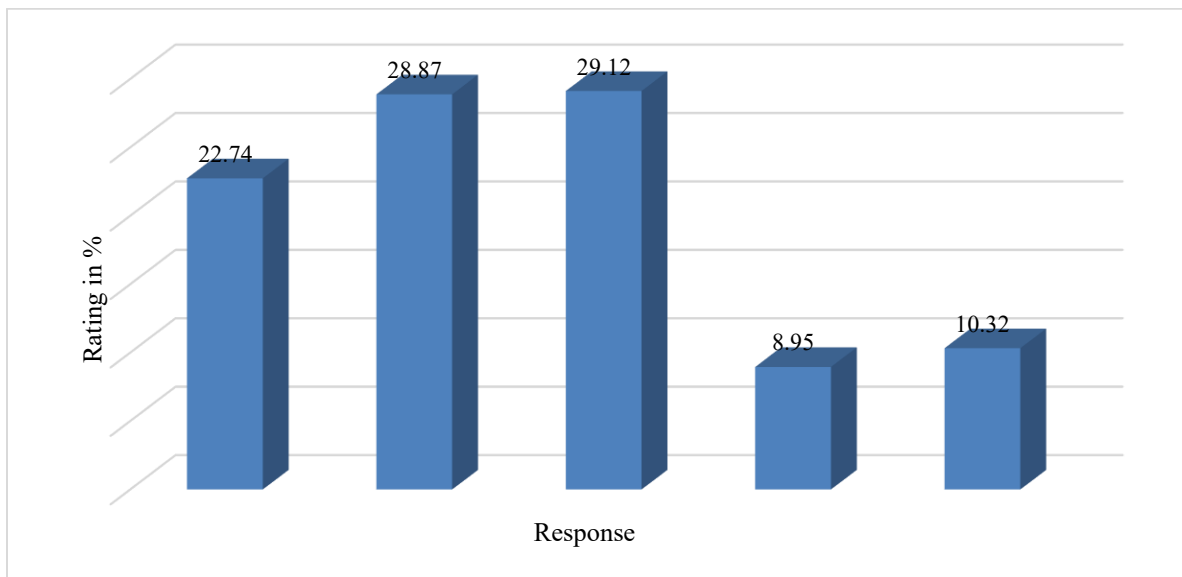


Figure 10

Figure 10 shows the feedback analysis data shows the response of xxx students on availability of sanitary disposal of waste at the institute. Based on the student's analysis response, 80.73 % of the students were very satisfied with availability of sanitary disposal of waste and remaining 19.27 % of the students were not satisfied or dissatisfied and they suggested to keep available of sanitary disposal waste.

Availability of water in toilets and wash basins

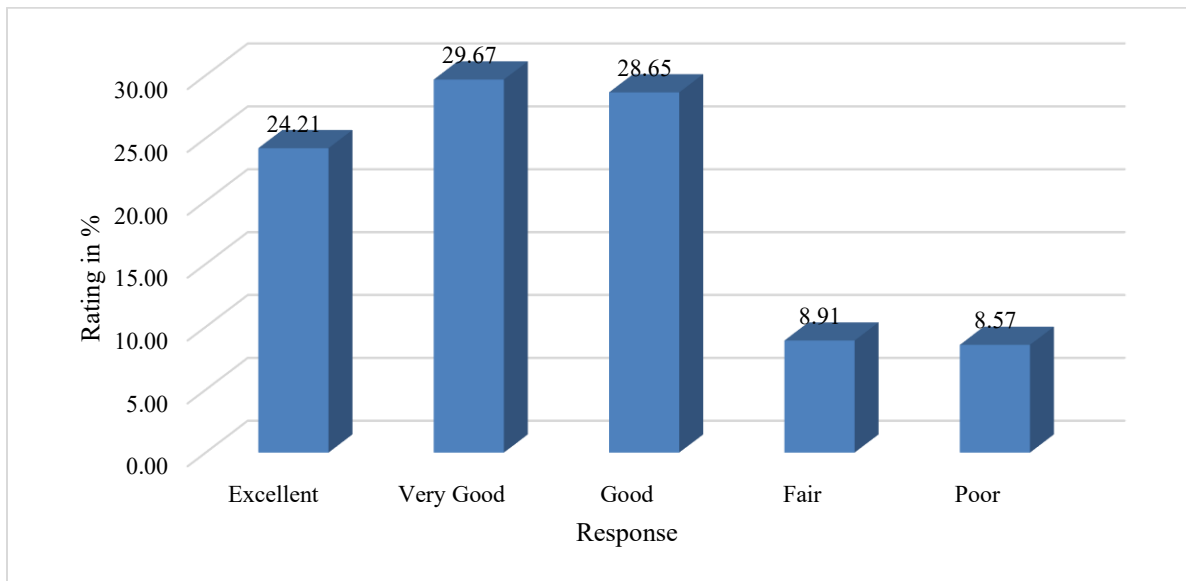


Figure 11

Figure 11 shows the feedback analysis data shows the response of xxx students on availability of water in toilets and wash basins at the institute. Based on the student's analysis response, 82.52 % of the students were very satisfied with availability of water in toilets and wash basins and remaining 17.48 % of the students were not satisfied or dissatisfied and they suggested to keep available of water in toilets and wash basins regularly.