



INSTITUTE OF AERONAUTICAL ENGINEERING

(Autonomous)
Dundigal, Hyderabad – 500043.

Feedback Analysis on Sanitation and Hygiene Academic Year 2021-22

Average

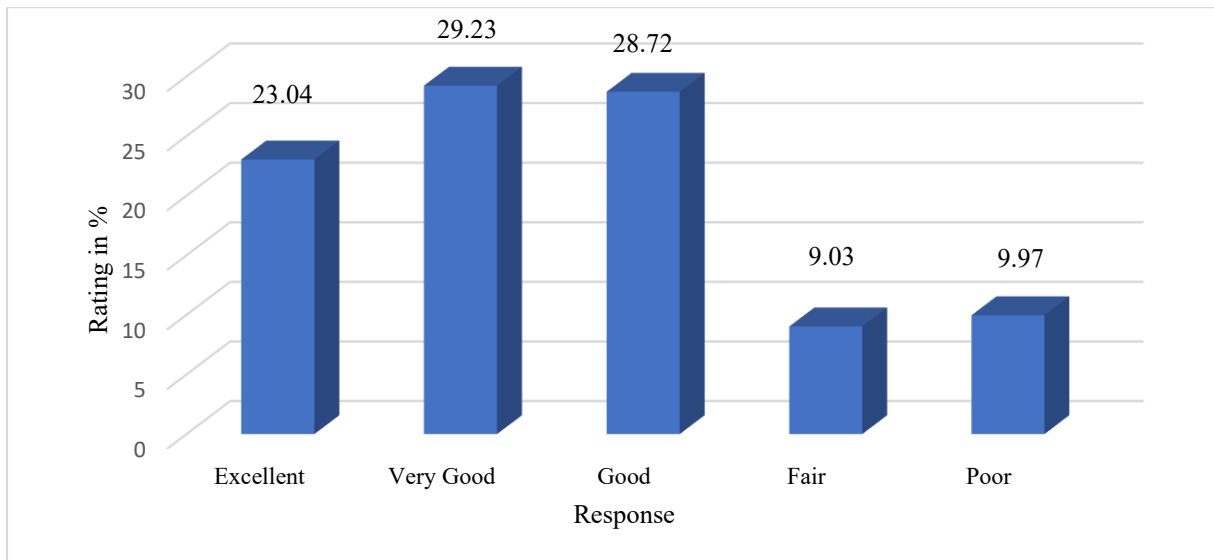


Figure 1

Figure 1 Based on the overall satisfaction survey of sanitization and hygiene for the academic year 2021-22 by the 5117 samples of students. Based on the student's response of analysis report, it concludes that 80.37 % of the students were very satisfied with the all sanitation and hygiene facilities and remaining 19.63 % of the students were not satisfied or dissatisfied and they asked to improve or develop in some of the provided sanitation and hygiene facilities like the separate toilets for students and staff, special toilets for students with disabilities, hand wash facilities with water and soap, the students with disability or other special needs access the hand washing without assistance, quality of toilets, availability of wiping material, availability of sanitary disposal of waste and availability of water in toilets and wash basins at the institute.

Toilet facilities at the institute

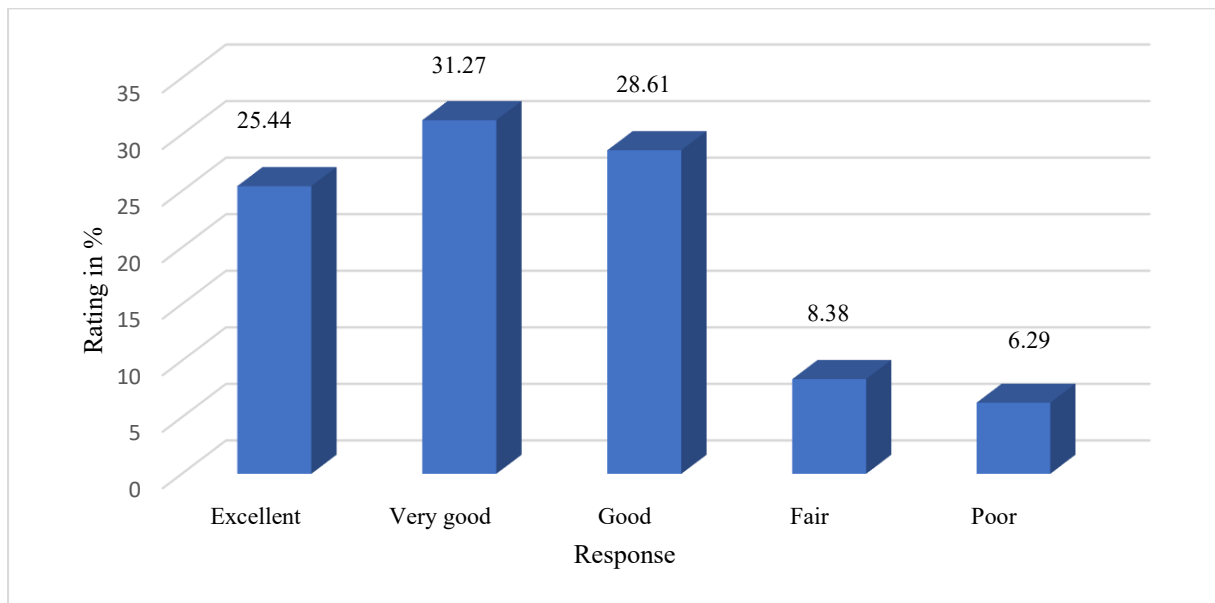


Figure 2

Figure 2 feedback analysis data shows the response of 5117 students on 'Toilet facilities at the institute' at the institute. Based on the student's analysis response report, 85.32 % of the students were very satisfied with the toilet facilities arranged by the institution and remaining 14.68 % of the students were not satisfied or dissatisfied and they asked to improve the quality of toilet facility.

Separate toilets for students and staff

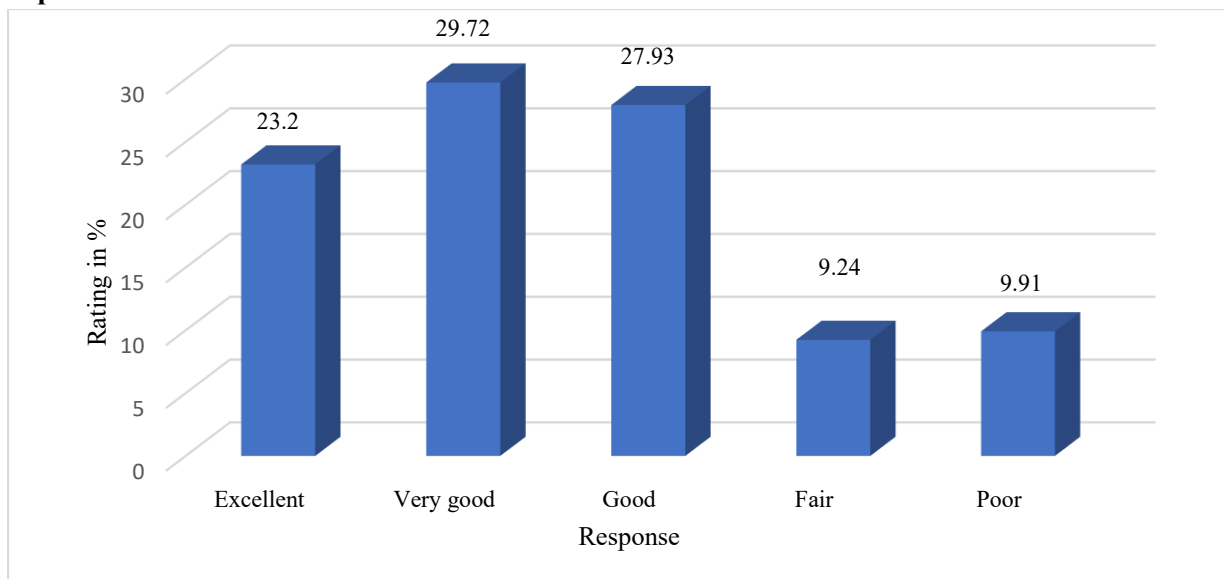


Figure 3

Figure 3 the feedback analysis data shows the response of 5117 students on 'Separate toilets for students and staff' at the institute. Based on the student's analysis response report, 80.8 % of the students were very satisfied with the separate toilet facilities for staff and students and 19.2 % of the students were not satisfied or dissatisfied with combined toilet facility and they wanted to introduce the separate toilets for both students and staff by institute.

Are the special toilets for students for disabilities

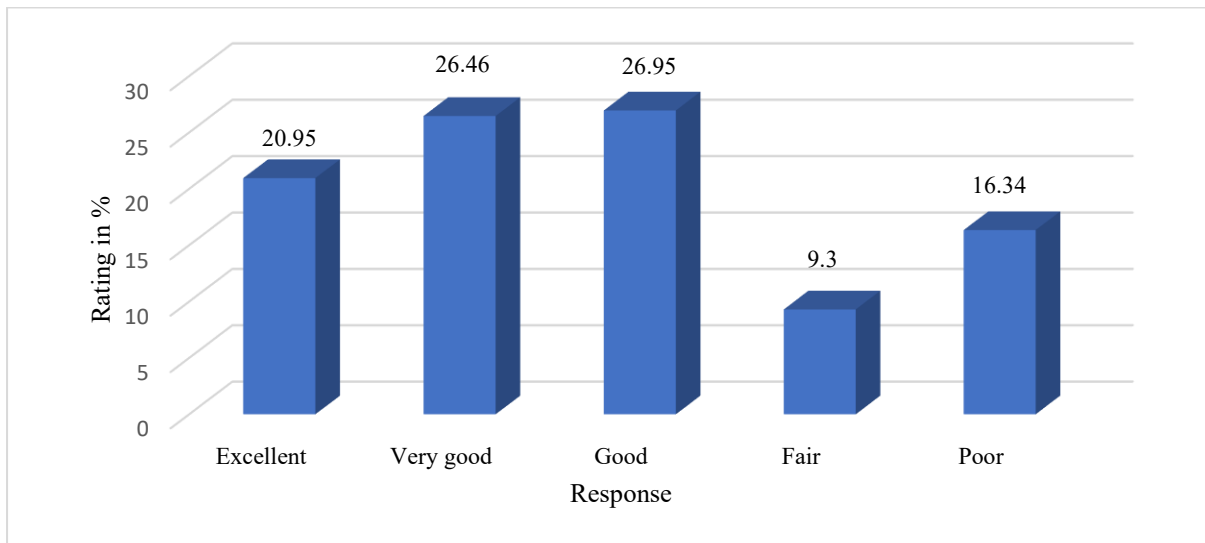


Figure 4

Figure 4 Shows the feedback analysis data shows the responses of 5117 students on ‘are there special toilets for students with disability’ at the institute. Based on the student’s analysis response report, 74.4 % of the students were very satisfied with the special toilets for students with disability and remaining 25.6 % of the students were not satisfied or dissatisfied with available facilities and said improve the toilet facilities for students with disability.

Hand wash facilities with water and soap located at the institute

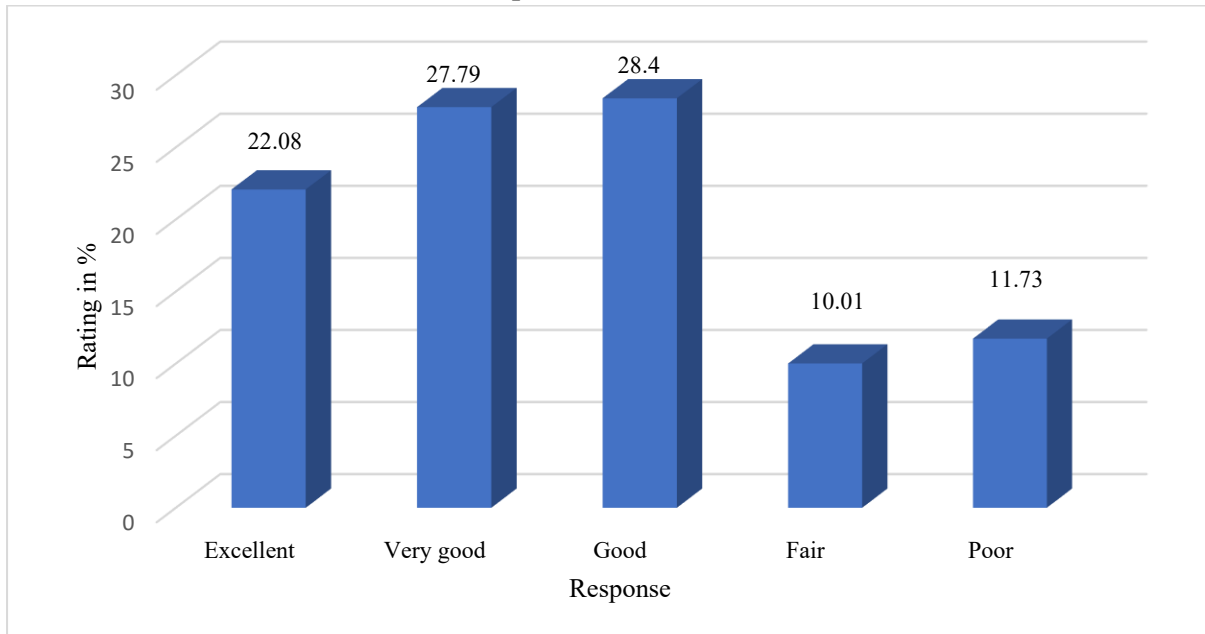


Figure 5

Figure 5 shows the feedback analysis data shows the responses of 5117 students on ‘Hand wash facilities with water and soap located at the institute’ at the institute. Based on the student’s analysis response report, 78.3 % of the students were very satisfied with hand wash facilities with water and

soap and remaining 21.7 % of the students were not satisfied or dissatisfied with provided facilities and asked to improve quality of above facility.

Do you consider the quality of water in college adequate for students to wash their hands

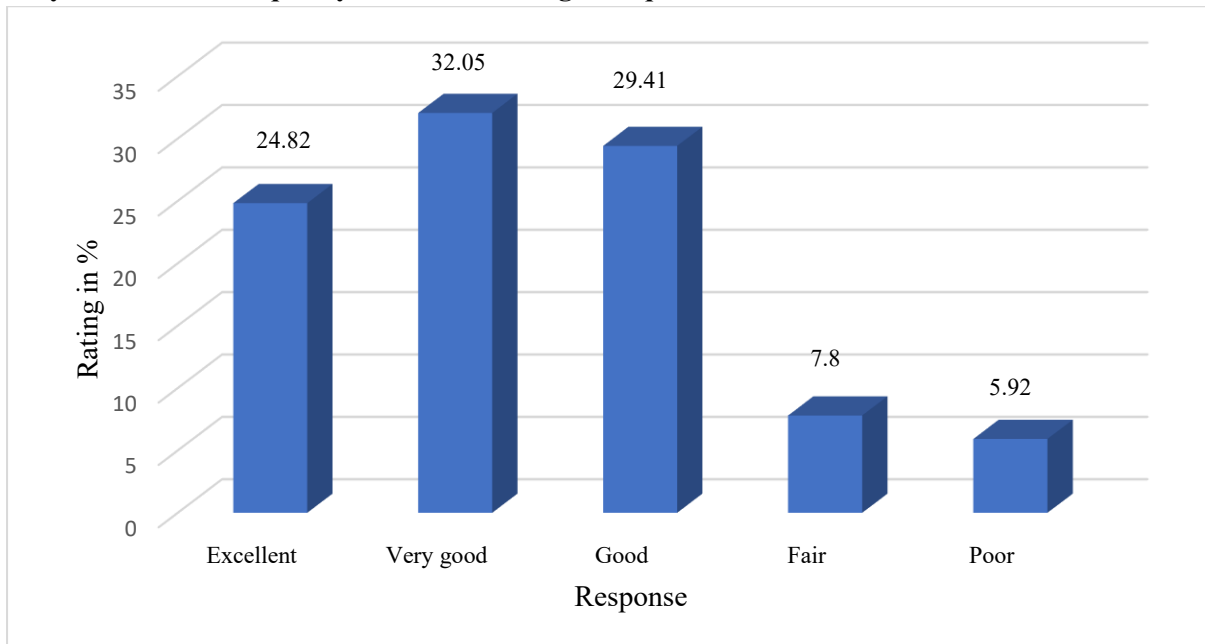


Figure 6

Figure 6 shows the feedback analysis data shows the responses of 5117 students on ‘Do you consider the quality of water in college adequate for students to wash their hands’ at the institute. Based on the student’s analysis response report, 86.3 % of the students were very satisfied with the quality and quantity of the water in college for hand wash and 13.7 % of the students were not satisfied or dissatisfied and advised to maintain the good quality and supply more quantity of water for students to wash their hands.

Can students with disabilities or other special needs access the hand washing facilities without assistance

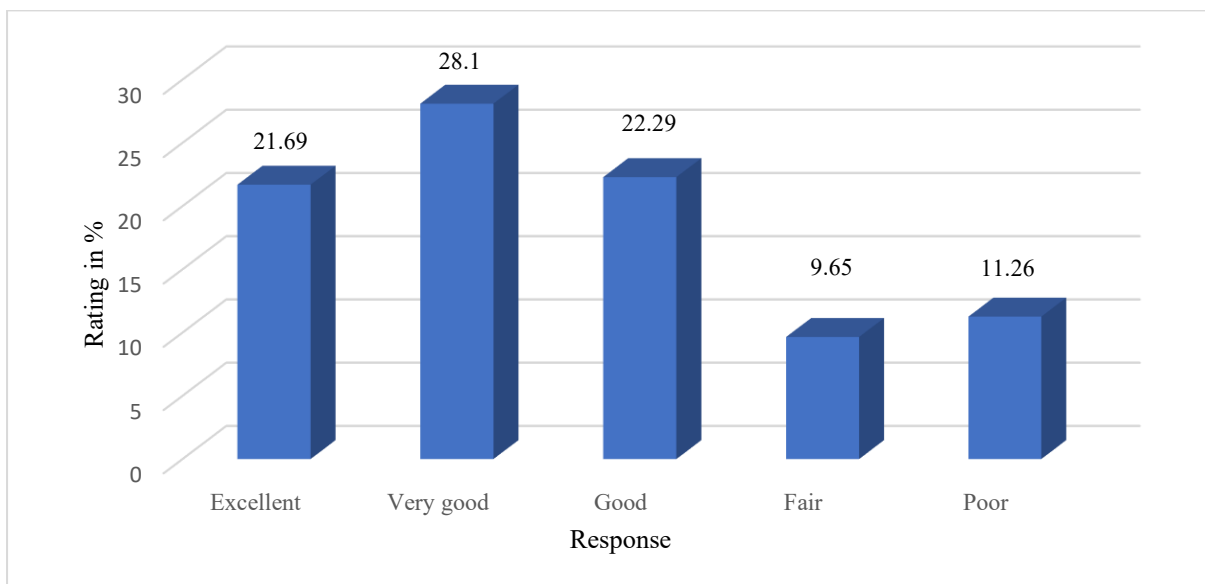


Figure 7

Figure 7 shows the feedback analysis data shows the responses of 5117 students on ‘Can student with disabilities or other special needs access the hand washing facilities without assistance’ at the institute. Based on the student’s analysis response report, 79.1 % of the students were very satisfied with disabilities or other special needs access the hand washing facilities without assistance and 20.9 % of the students were not satisfied or dissatisfied and advised to make improve to access the hand washing facilities without assistance for student with disability or special need.

Is there always wiping material available

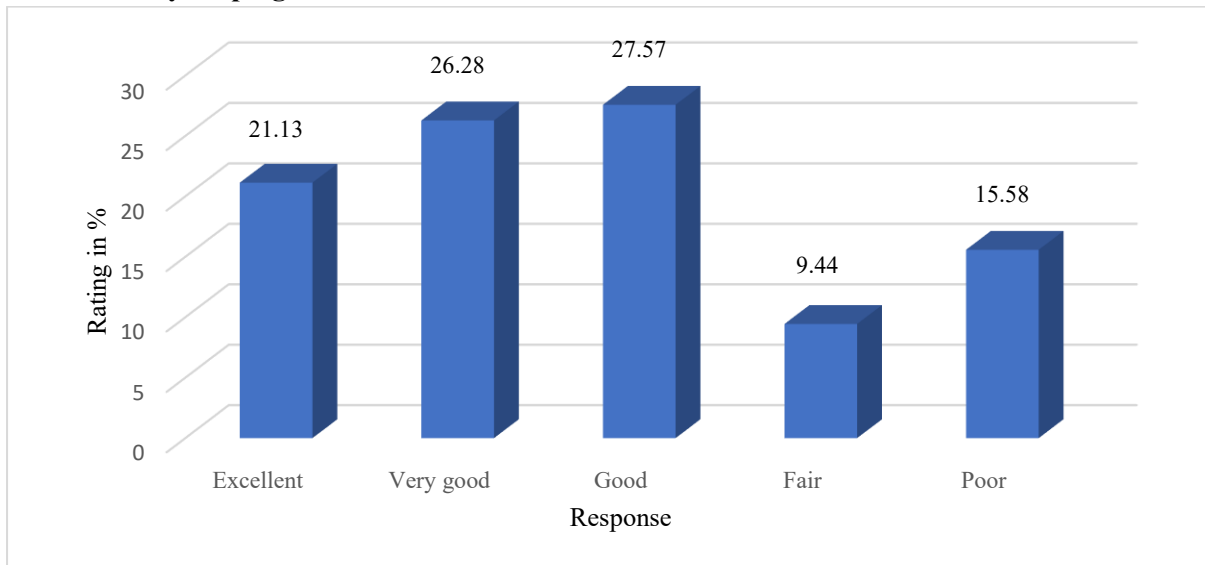


Figure 8

Figure 8 shows the feedback analysis data shows the responses of 5117 students on ‘Is there always wiping material available’ at the institute. Based on the student’s analysis response report, 75 % of the students were very satisfied with facility of availability of wiping material and remaining 25 % of the students were not satisfied or dissatisfied and they asked to keep regularly wiping material at required areas.

How do you feel about he quality of your institute's toilets

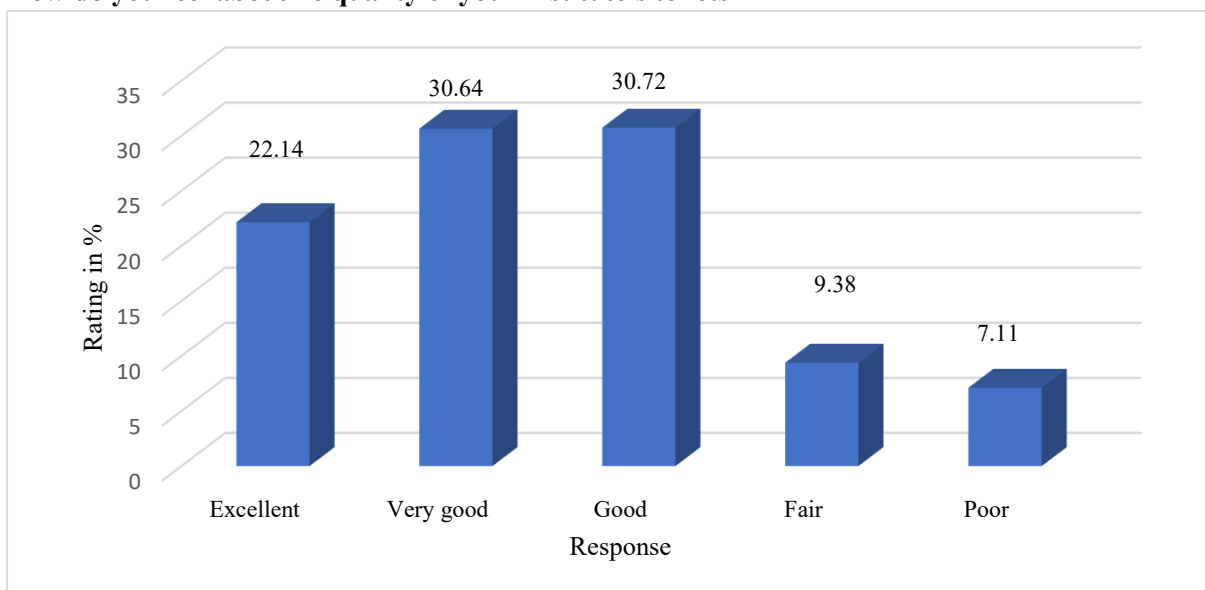


Figure 9

Figure 9 shows the feedback analysis data shows the responses of 5117 students on ‘How do you feel about the quality of your institute’s toilets’ at the institute. Based on the student’s analysis response, 83.5 % of the students were very satisfied with the quality of your institute’s toilets and remaining 16.5 % of the students were not satisfied or dissatisfied and they suggested to improve quality of toilets at institute.

Availability of Sanitary disposal of waste

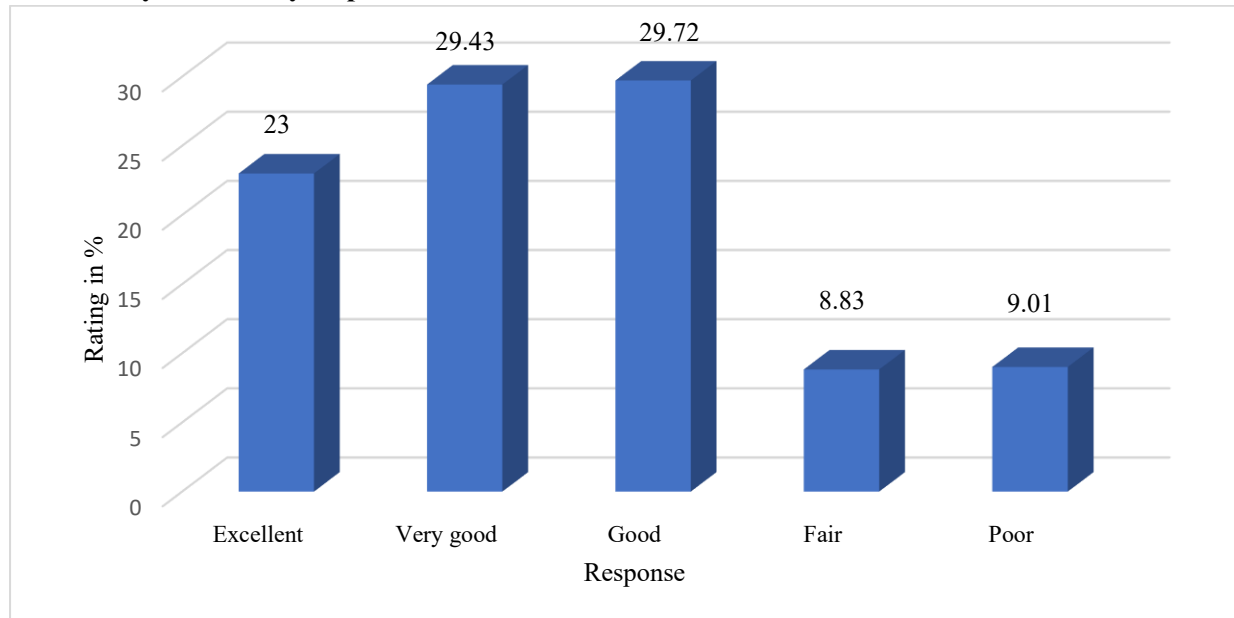


Figure 10

Figure 10 shows the feedback analysis data shows the responses of 5117 students on ‘Availability of sanitary disposal of waste’ at the institute. Based on the student’s analysis response, 82.2 % of the students were very satisfied with availability of sanitary disposal of waste and remaining 16.5 % of the students were not satisfied or dissatisfied and they suggested to keep available of sanitary disposal waste.

Availability of water in toilets and wash basins

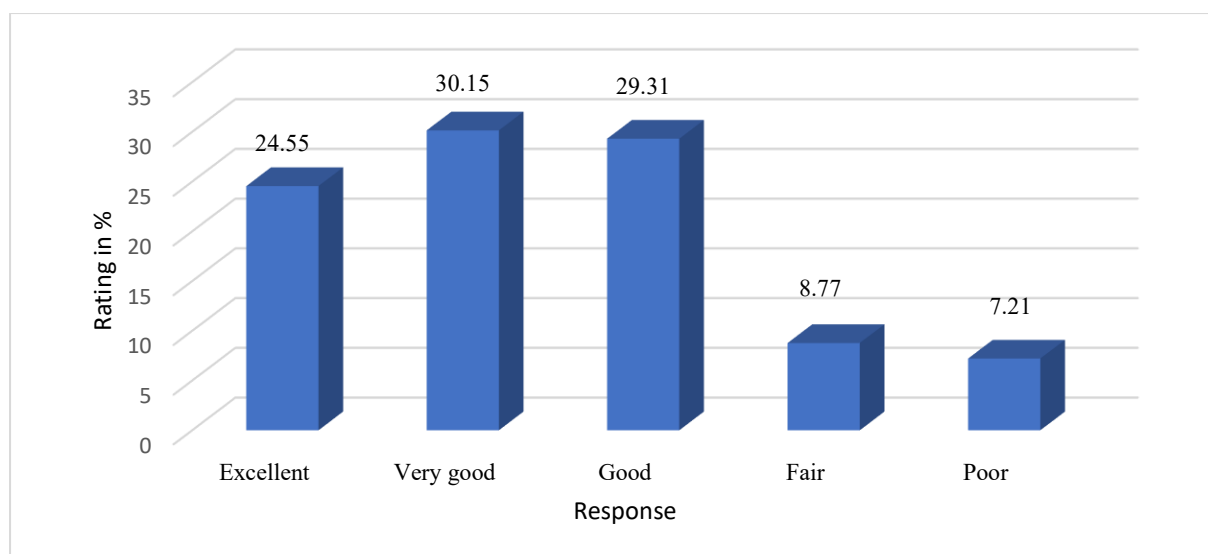


Figure 11

Figure 11 shows the feedback analysis data shows the responses of 5117 students on 'Availability of water in toilets and wash basins' at the institute. Based on the student's analysis response, 84 % of the students were very satisfied with availability of water in toilets and wash basins and remaining 16 % of the students were not satisfied or dissatisfied and they suggested to keep available of water in toilets and wash basins regularly.