



INSTITUTE OF AERONAUTICAL ENGINEERING

(Autonomous)

Dundigal, Hyderabad – 500043.

Feedback Analysis on Values and Innovations Academic Year 2021-22

Average

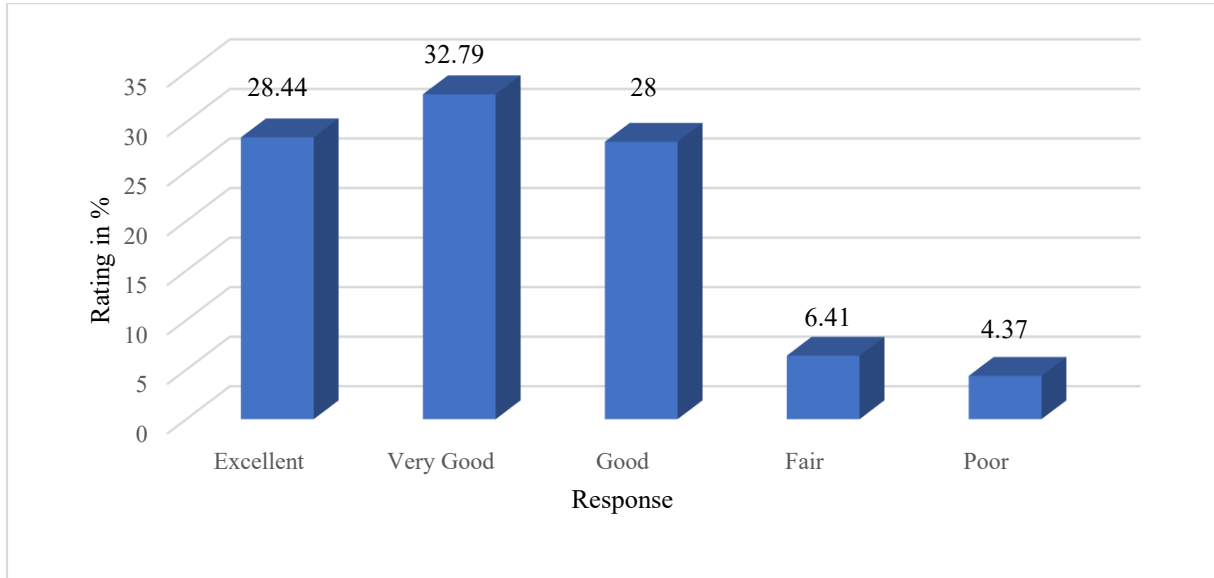


Figure 1

Figure 1 based on the survey of values and innovations, 89.23 % of the students are satisfied with the standards of values and innovations that are being maintained in the institute. However, 10.77 % of the students are expecting better values and innovations in the institute. Overall, it appears that the high standards of values are maintained in the institute. Also, Innovative educational methods are practised and innovative ideas are encouraged in the institute to improve the creativity among the students.

Hard work

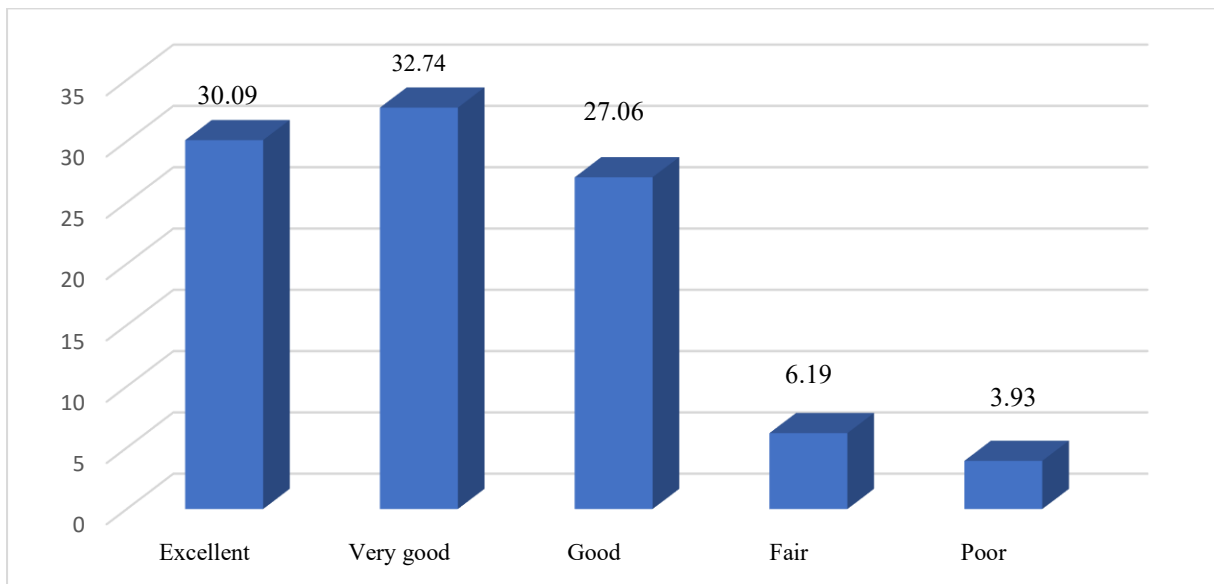


Figure 2

Figure 2 shows 89.89 % of the students are satisfied with hard work of the institute towards the nurturing of the students. But, 10.11 % of the students are not satisfied with the hard work towards the growth and development of the students. Based on the responses this parameter seems good.

Integrity

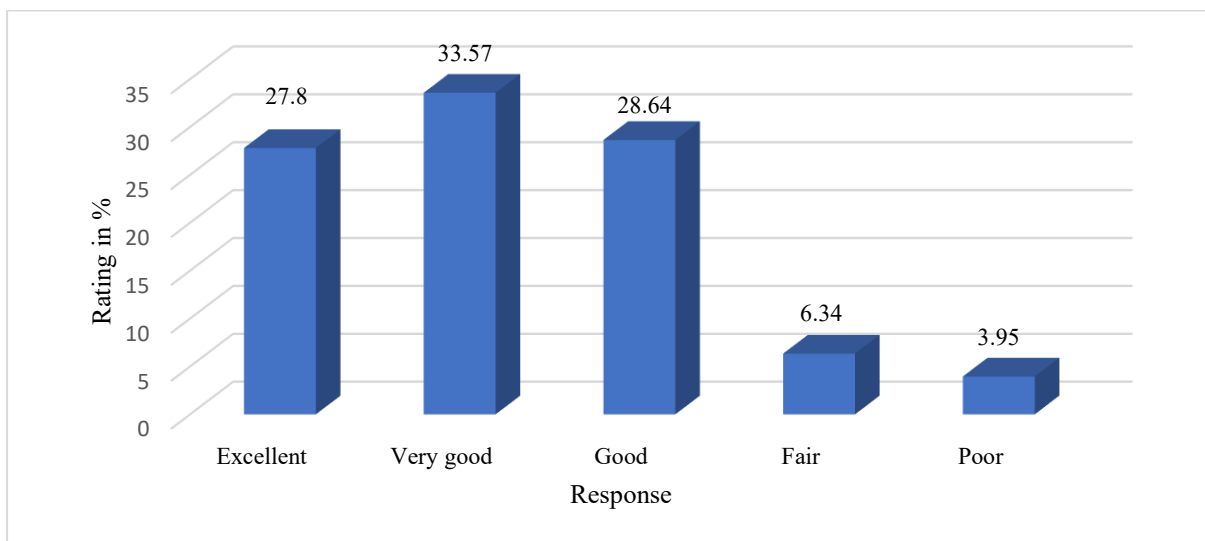


Figure 3

Figure 3 shows, 89.7 % of the students are satisfied with the integrity of the institute. But, 10.3 % of students are expecting better values for the integrity of the institute. Based on the responses, it appears that the integrity of the institute is good.

Self-reliance

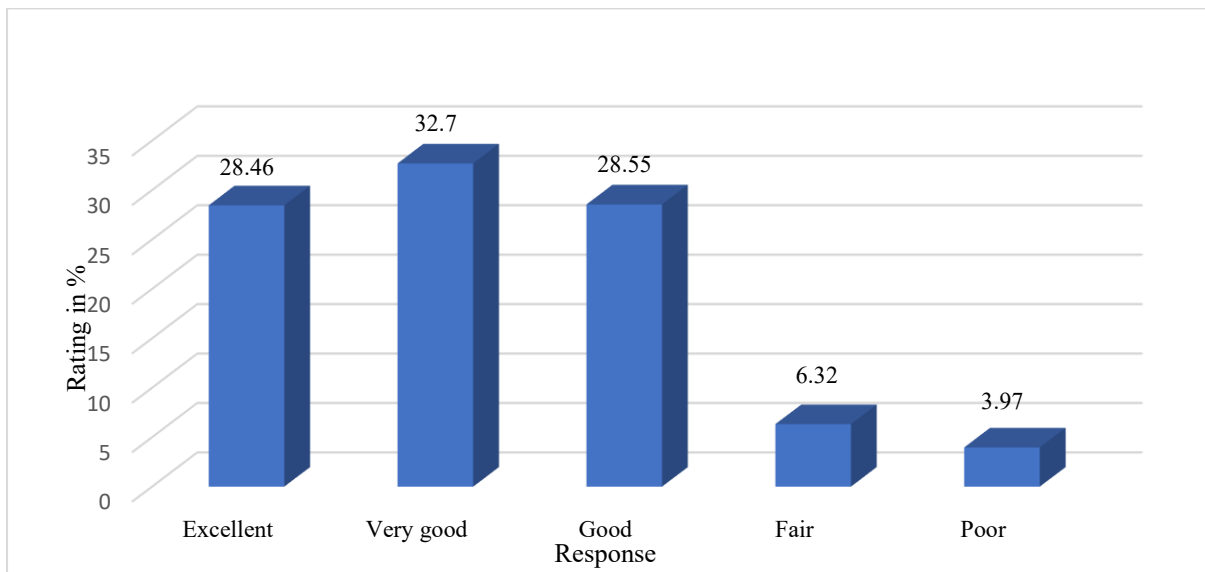


Figure 4

Figure 4 shows the 89.7 % of the students are satisfied with the self-reliance of the institute. But, 10.3 % of the students are not satisfied with the self-reliance of the institute. From the responses it seems that the self-reliance of the institute is good.

Selfless Service

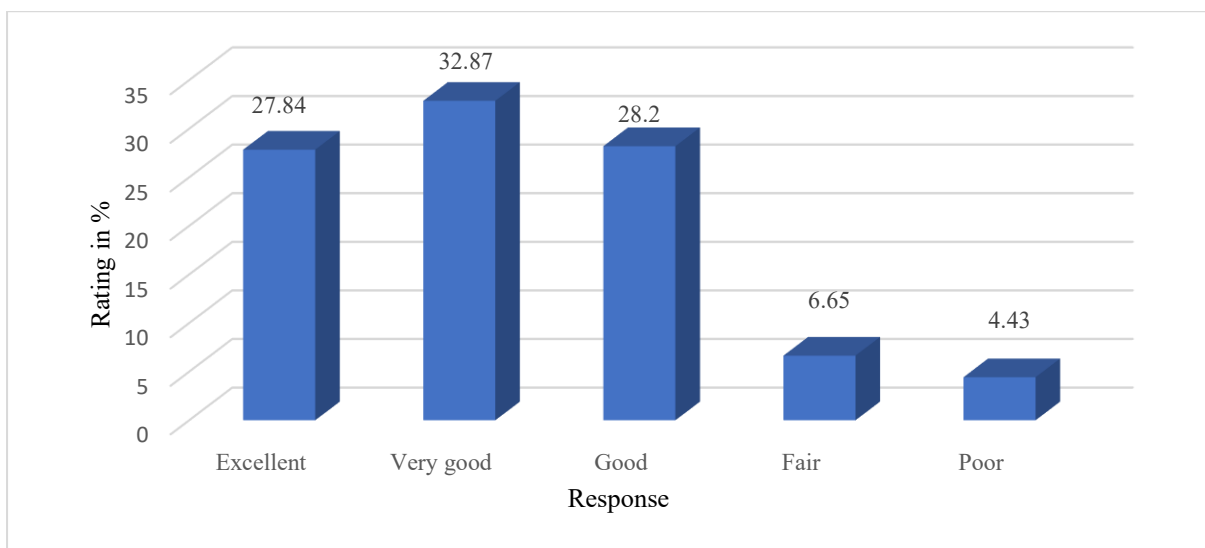


Figure 5

Figure 6 shows 88.9 % of the students are satisfied with the selfless service of the institute towards the students. But, 11.1 % of students are not satisfied with the return expectations of the institute for the services being provided at the institute. From the responses, it seems that the given parameter seems good.

Cooperation



Figure 6

Figure 6 shows the 88.7 % of the students are satisfied with the cooperation being rendered at the institute. But, 11.3 % of students are not satisfied with cooperation of the institute. Based on the responses, it appears that the cooperation of the institute is good.

Honesty

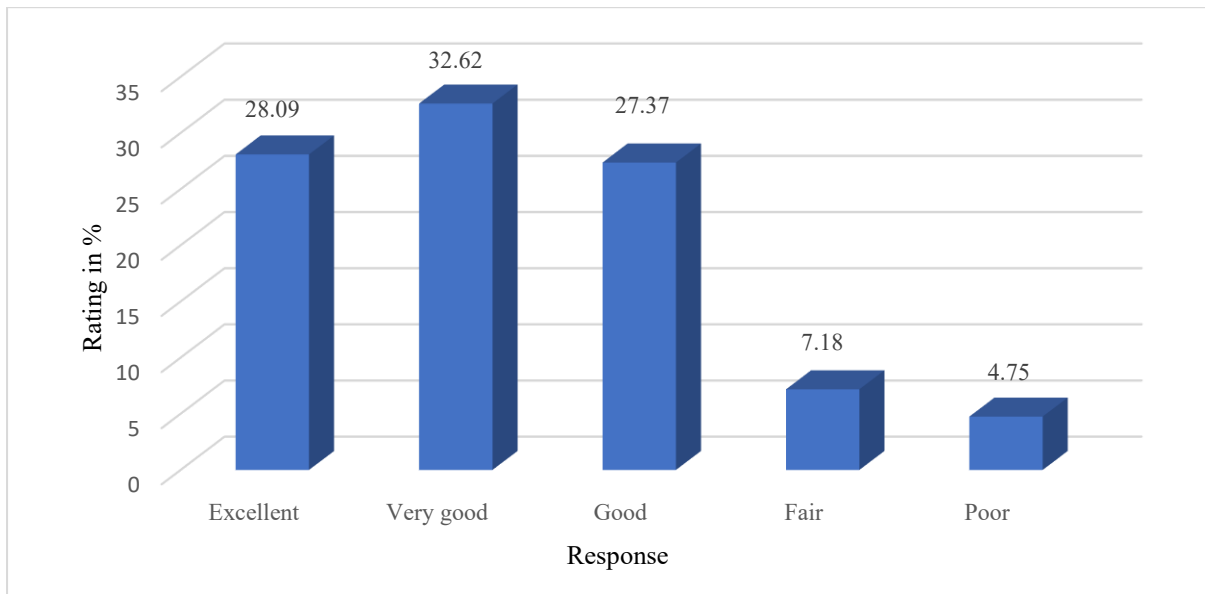


Figure 7

Figure 7 shows the 88.1 % of the students are happy with the honesty of the institute in delivering the services to the students. 11.9 % of the students are not satisfied with the honesty of the institute towards students. Overall, this parameter seems good.

Sincerity

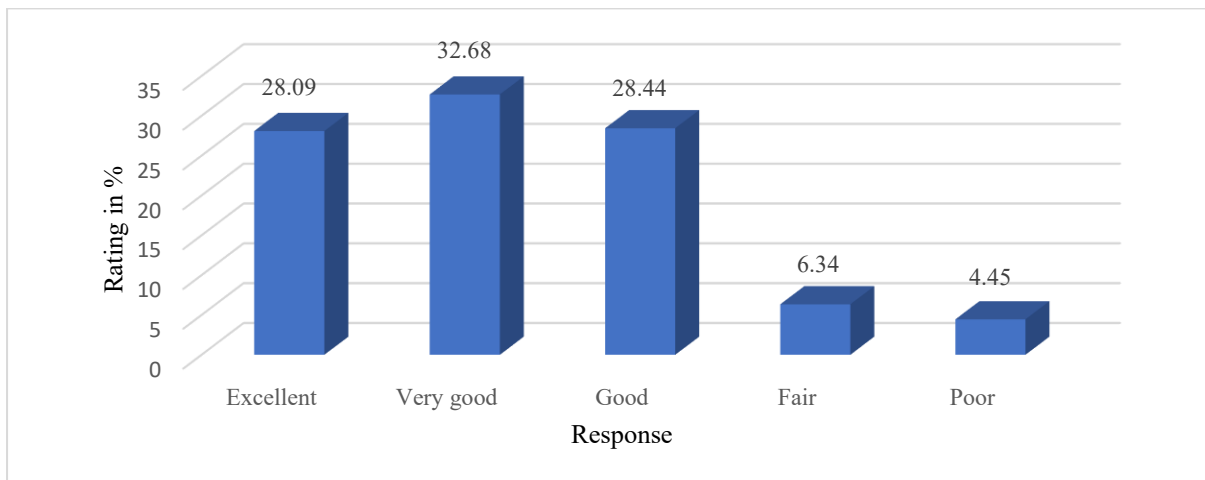


Figure 8

Figure 8 shows the 89.2 % of the students are satisfied with the sincerity of the staff, faculty and management in discharging their duties. But, 10.8 % of the students are not satisfied with the sincerity of the institute. Overall, It seems that the given parameter appears good.

Dignity of Labor

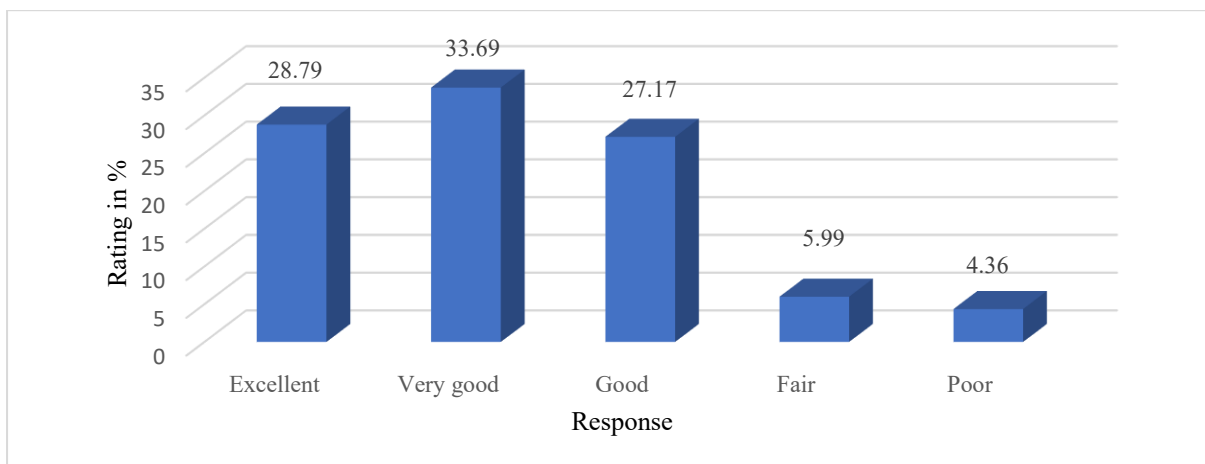


Figure 9

Figure 9 shows 89.7 % students are satisfied with the dignity of labour observed in the institute. But, 10.3 % of the students are expecting better practices for maintaining dignity of labour in the institute. Based on the given responses this parameter seems good.

Humility

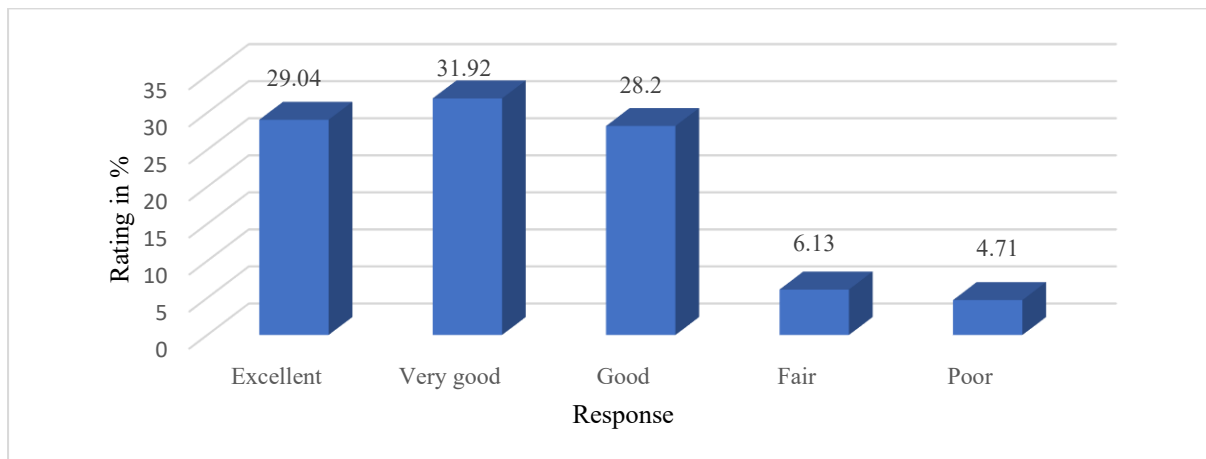


Figure 10

Figure 10 shows 89.2 % students are satisfied with humbleness of the staff, faculty and management towards the students. But, 10.8 % of the students are not satisfied with the humility towards them. Based on the responses, this parameter appears to be good.